

B.Arch - Design – Sem VI

INTRODUCTION:-

School life is a crucial part of any child's development. The spaces that impart education have a great psychological impact on a child's social behavior and learning. It is believed that the architecture and design of these spaces can considerably help in rebuilding a positive experience. As designers, it is a social responsibility to provide memorable experiential spaces for a child's overall growth using design as a primary tool.

AIM:-

This studio aims to explore design as a tool to develop educational learning spaces within a school campus.

OBJECTIVES:-

- To understand campus planning by harmonically integrating interior and exterior spaces.
- To explore the step-by-step formation of a campus - module to cluster to building block to campus.
- To experiment with ideas and implementation of them in design space psychology.
- To impart learning and development of the users through design interventions.

DESIGN BRIEF:-

The students are to design a multifunctional and interactive school campus to accommodate a capacity of 840 students from the age group of 6 to 18 years in the Jabalpur suburban area.

- The school will have CBSE affiliation and will provide education in the following streams at the +2 level. Science – Biology, Science – Mathematics, Commerce & Arts
- Each Class (I to X) will have 2 sections (A & B) & at XI & XII 1 section for each stream.
- Each section will have 30 students. (50% boys - 50% girls)
- Provide residential accommodation for at least 50% of the total school student occupancy, separate for girls and boys. Staff quarters for 50% of the total no of teachers and a residence for the principal.
- All classrooms should be designed as smart classrooms.

The campus must be designed in 3 separate building Zones within campus-

1. Main building block (Administration + Academics + common facility)
2. Sports complex block (This will be functional beyond school timings)
3. Residential + Mess block

The campus should be designed with the mandatory requirements:-

1- Administration

- Parking for bicycles, two-wheelers, buses, and cars. (students, staff, and visitors)
- Entrance foyer with waiting area
- Reception with back office
- Visitor's and staff toilet (m/f)
- Principal's and Vice Principal's room with attached toilet
- General Office for 15 persons with Common Record room & Store
- Accounts office for 10 persons with fee counter
- Exam office with the store for 5 persons
- Meeting room for 30 persons
- Conference hall for 60 persons

2- Academic

1. Primary wing – Class I to Class V

- 10 classrooms
- Indoor playroom
- Outdoor play area – having sand pit, water body, and swings area.
- Multipurpose hall for 150 people.

II. Middle wing – Class VI to Class VIII

- 6 classrooms

III. Secondary Wing – Class IX to Class X

- 4 classrooms

IV. Senior Secondary XI and XII

- 8 classrooms

3- Common facility

- Library for sitting of 60 students at a time
- Computer room for sitting of 60 students at a time
- Separate Physics, Chemistry, and Biology Labs
- Robotics lab
- Maths Lab, Language Lab, and Junior Science Lab for the middle wing
- Music and dance room
- Arts and Craft room
- Yoga and meditation room
- Sick room with first aid facilities with 3 beds
- Faculty rooms with attached toilet
- Assembly ground for 1000 persons
- Open-air theater for 200 persons
- General toilets- male & female

4- Sports complex (First Midterm Exams)

- Small administrative unit for sports complex comprising of reception, waiting, staff room, store, a record room, and back office for 4 persons.
- Indoor games room –for cards, chess & carrom board for 30 persons
- TT room (3 tables)
- Billiards room (3 tables)
- 2 outdoor Lawn tennis Courts
- 1 Basketball court (indoor or outdoor)
- 2 Badminton courts (indoor or outdoor)
- 1 Volleyball court
- 1 Cricket ground
- 1 Football ground
- Large playground with Athletics tracks for sports meets where races like 100 meters or 400 meters can be organized.
- Swimming pool complex (indoor plus outdoor) with changing & shower rooms.
- Small gymnasium (indoor plus outdoor) with changing & shower rooms.
- Open swing area

5- Residential block (Second Midterm Exams)

- Girls' hostel – 200 persons
- Boys hostel– 200 persons
- 20 Teachers and Staff quarters (2 BHK and 3 BHK flats or row houses)
- 1 Vice principal residence
- 1 Principal residence

6- Mess building block (Second Midterm Exams)

- Dining hall for 500 persons
- Kitchen –cooking place, serving place, washing, stores –utensil, dry, cold, and nonveg.
- office with in-charge cabin
- General toilets- male & female

❖ **Site development norms:-**

- Site area – xx
- Maximum permissible ground coverage is 30%.
- The minimum setback is –
 - Front – 15 m, Side – 9m, Rear – 9m.
- The maximum permissible height is 21 m.

❖ **Note:-**

- The areas shall be worked out based on occupancy and furniture layout.
- The school should fulfill CBSE norms and requirements.
- The campus should be barrier-free design for the differently able person.

STUDIO PROCEEDING SCHEDULE:-**DESIGN STAGES, DELIVERABLES, AND ASSESSMENT:****Total Internal marking - 200 marks, Midterm marking- 30 marks****1- Data collection- Submission Date - 11th Jan 2023 – Wednesday**

Study of bye-laws, standards, books, and online references of understanding the design problem and building typology.

Deliverable – A2 size manual sheets / printed sheets and ppt

Individual work - 10 Marks

2- Literature case study - Submission Date - 18th Jan 2023 – Wednesday

International well published and critiqued school project, designed by an internationally renowned Architect or practice, which discusses either of the following – Sustainability and Environmental concerns, Greatness of a design idea and its further resolution, Responsiveness to context and the design idea, etc.

Deliverable – manual/ printed sheets and ppt

Individual work - 10 Marks

3- Case Study- Submission Date – 6th Feb 2023 – Monday

CBSE school project seen and studied through visits.

Deliverable – A2 size manual sheets / printed sheets and ppt

Group work - 10 Marks

4- First Midterm Exams- 15th Feb 2023

Design the sports complex.

Individual work - 30 Marks

5- Site Analysis - Submission Date –22nd Feb 2023 – Wednesday

Detailed Site Analysis. The Site Analysis should enable each student to take clear design decisions at the Idea/concept stage.

Site Model (at an urban scale with clear context/ edge references, 1:500)

Deliverable – A2 size manual sheets / printed sheets, models, and ppt

Group work - 10 Marks

6- Concept development- Submission Date – 6th March 2023 – Monday

Arriving at a conceptual framework of spatial design, site development, form, placement, orientation, circulation horizontal/ vertical stacking of activities, structural framework, and elevational design. Students will be expected to develop iterations of form to support their concept. The concept derivation must be based on some architectural philosophy and must relate to the building typology and site requirements.

Deliverable – A2 size manual sheets and block models

Individual work - 40 Marks

7- Architectural Design – Single line submission date – 20th March 2023 – Monday

Designed Details include the Site Plan, All Floor Plans, Sections & Elevations.

Deliverable sheets - A1 size sheets

Individual work - 40 Marks

8- Second Midterm Exams – 22nd March 2023

Design the Residential + Mess Blocks

Individual work - 30 Marks

9- Pre-Final Submission – 12th April – Wednesday

Deliverable – A1 size -Final sheets, report, and model

Individual work - 40 Marks

10-Final Submission – 19th April – Wednesday

Deliverable – A1 size -Final sheets, report, and model

Individual work - 40 Marks

20th April Last date of teaching as per RGPV (closing of internal marking).

Final Drawing requirements: -

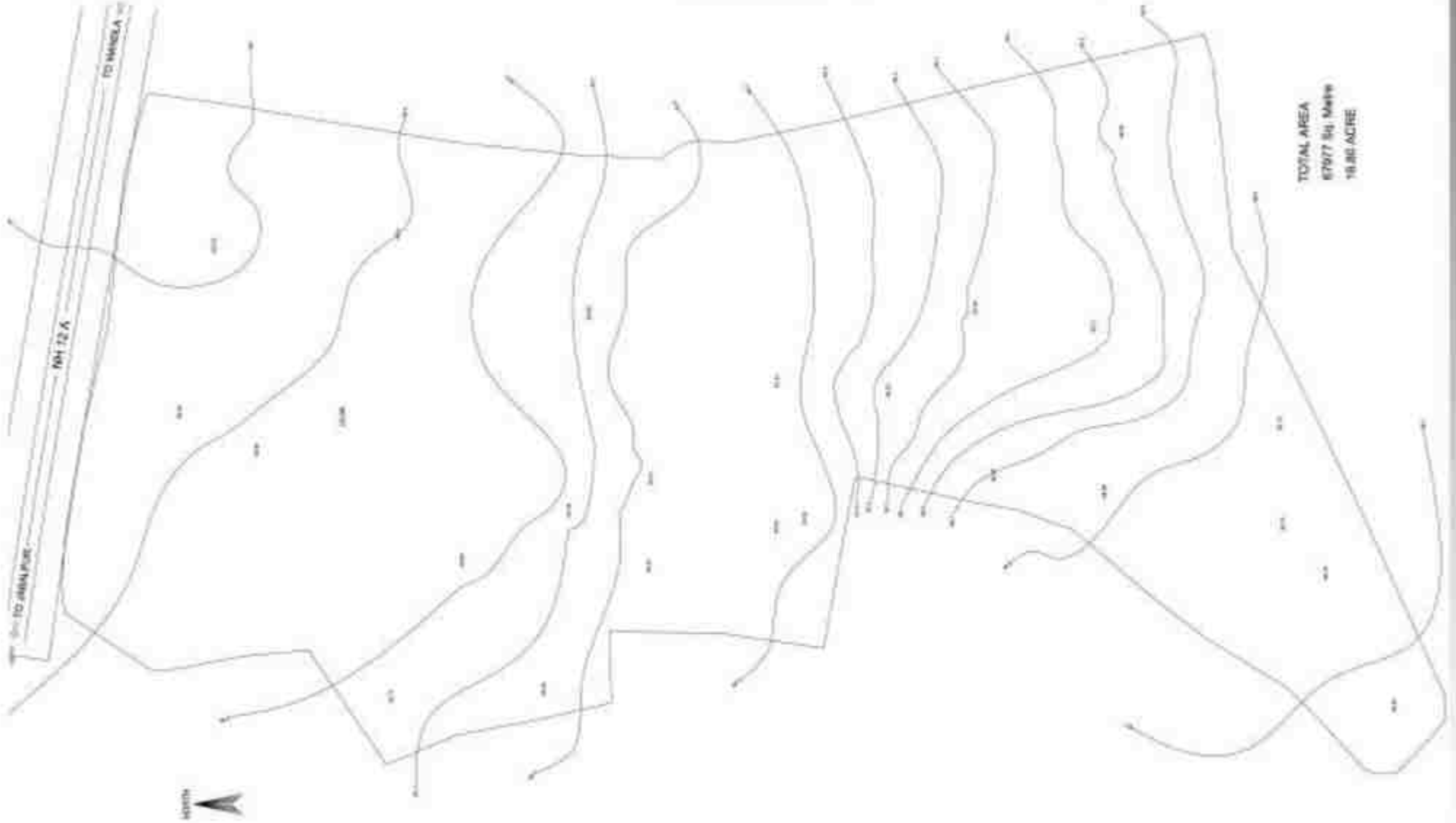
- Conceptual sheet and block model
- Site plan/landscaping plan of the campus with area statements
- All floor plans with furniture layouts, grid, and columns layout of all the building blocks.
- Elevations - all sides of all the building blocks
- Sections at least 2 (one from the staircase and one from the toilets) of all the building blocks
- Views and Final Model.

Site Details will be shared in the class.

Faculty

Ar. Ashima C Grover

Ar. Neeraj Agarwal



TOTAL AREA
6797 Sq. Meters
16.80 ACRE

CONCEPT AND SITE PLAN

ARCHITECTURAL DESIGN



LIBRARY




LIBRARY
 10 x 20 x 25 ft
 Study area for computer use, bookshelves, reading area, study tables, and a reading area.
 10 x 20 x 25 ft
 Study area for computer use, bookshelves, reading area, study tables, and a reading area.

STUDY AND WORK ROOM

10 x 20 x 25 ft
 Study area for computer use, bookshelves, reading area, study tables, and a reading area.

COMPUTER ROOM

10 x 20 x 25 ft
 Study area for computer use, bookshelves, reading area, study tables, and a reading area.

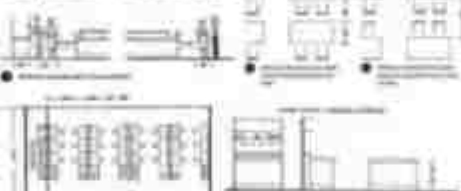


YOGA AND MEDITATION SPACES



LABS (PHYSIC, CHEMISTRY, BIOLOGY)

10 x 20 x 25 ft
 Study area for computer use, bookshelves, reading area, study tables, and a reading area.



FACULTY ROOM

10 x 20 x 25 ft
 Study area for computer use, bookshelves, reading area, study tables, and a reading area.

ROBOTIC LAB

10 x 20 x 25 ft
 Study area for computer use, bookshelves, reading area, study tables, and a reading area.



MATHS LAB / LANGUAGE LAB



Day lighting fixtures

Large windows provide daylight and provide a view of the outdoors.
 Windows are placed to provide a view of the outdoors.




Modern building with large windows.

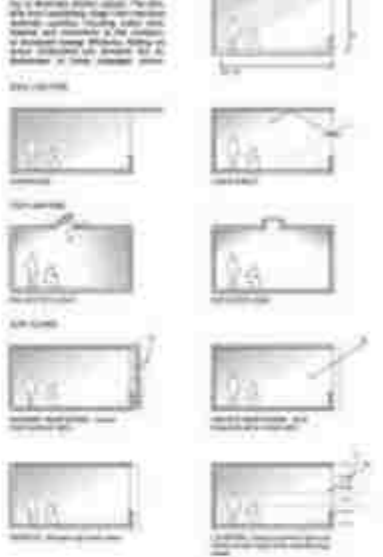


Lighting fixtures

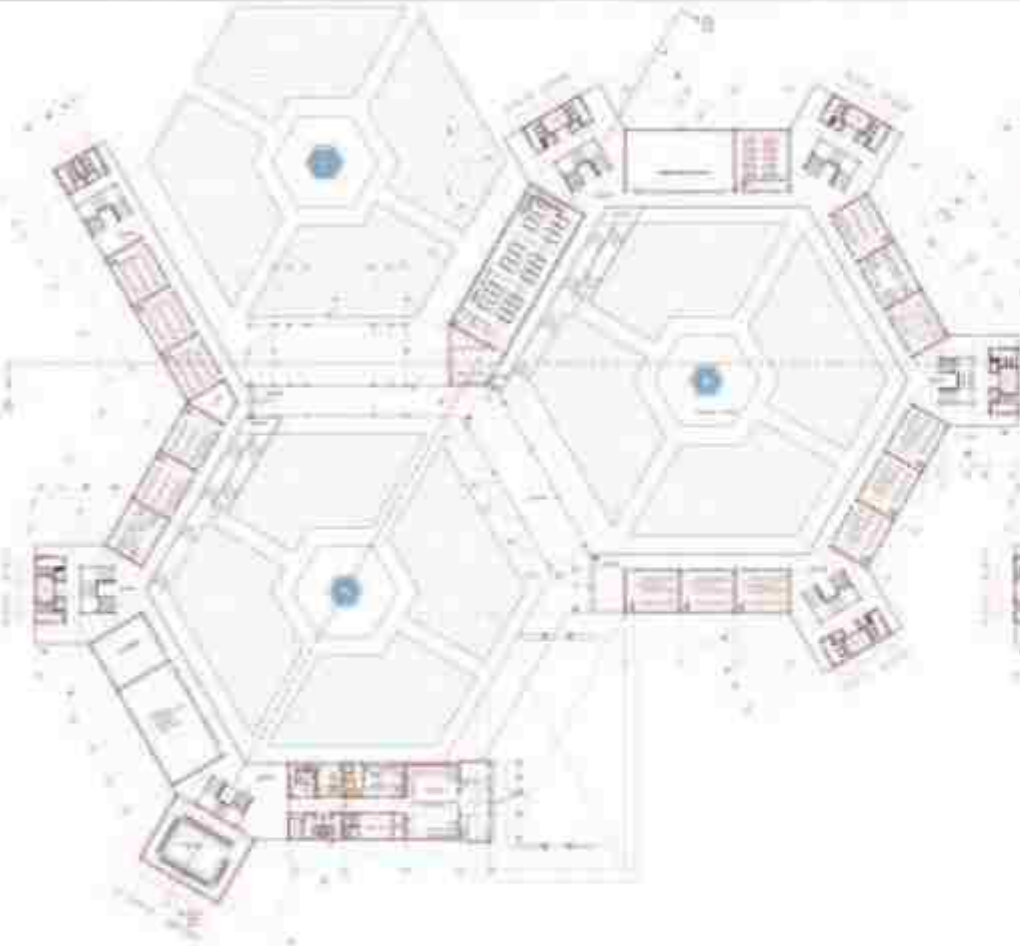
Lighting fixtures provide illumination for the interior spaces.
 Fixtures are placed to provide a view of the outdoors.



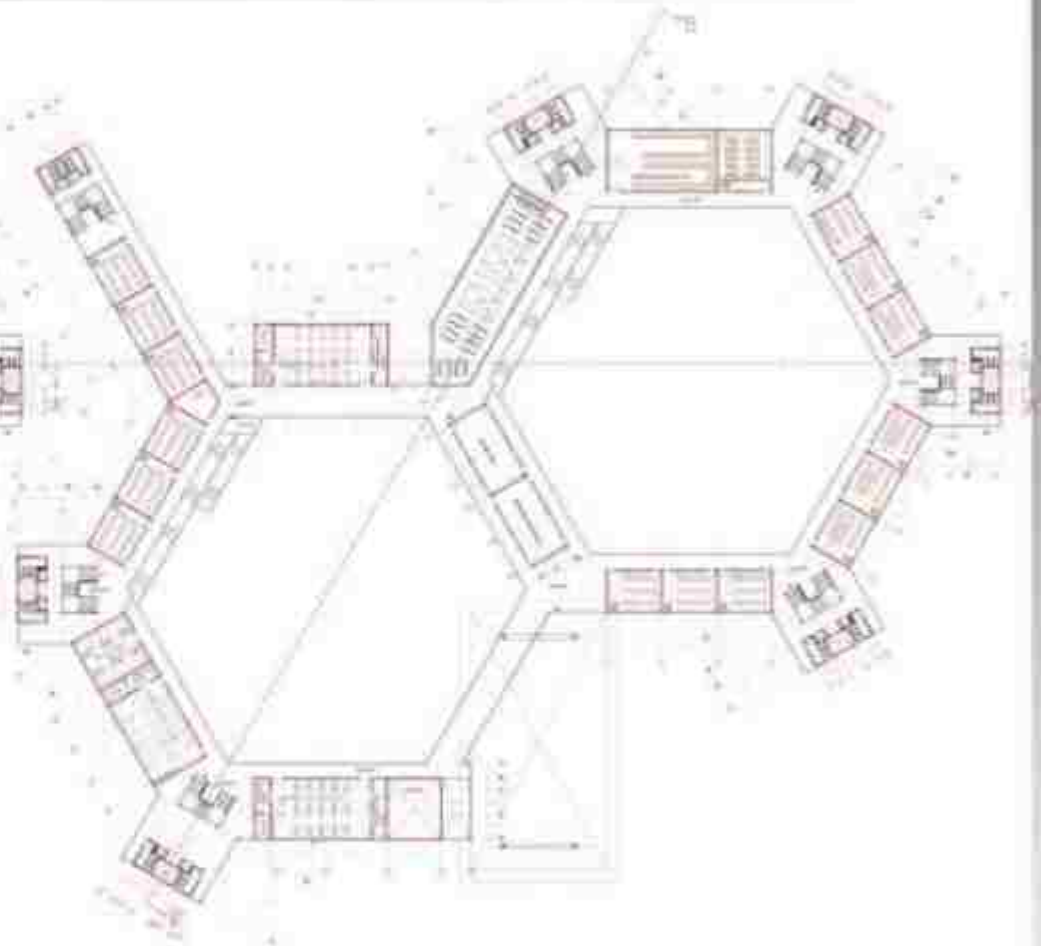
Windows



Room	Area	Volume	Height	Notes
Library	10 x 20 x 25 ft	5000 cu ft	25 ft	Study area for computer use, bookshelves, reading area, study tables, and a reading area.
Study and Work Room	10 x 20 x 25 ft	5000 cu ft	25 ft	Study area for computer use, bookshelves, reading area, study tables, and a reading area.
Computer Room	10 x 20 x 25 ft	5000 cu ft	25 ft	Study area for computer use, bookshelves, reading area, study tables, and a reading area.
Yoga and Meditation Spaces	10 x 20 x 25 ft	5000 cu ft	25 ft	Study area for computer use, bookshelves, reading area, study tables, and a reading area.
Labs (Physic, Chemistry, Biology)	10 x 20 x 25 ft	5000 cu ft	25 ft	Study area for computer use, bookshelves, reading area, study tables, and a reading area.
Faculty Room	10 x 20 x 25 ft	5000 cu ft	25 ft	Study area for computer use, bookshelves, reading area, study tables, and a reading area.
Robotic Lab	10 x 20 x 25 ft	5000 cu ft	25 ft	Study area for computer use, bookshelves, reading area, study tables, and a reading area.
Maths Lab / Language Lab	10 x 20 x 25 ft	5000 cu ft	25 ft	Study area for computer use, bookshelves, reading area, study tables, and a reading area.



GROUND FLOOR PLAN
SCALE



FIRST FLOOR PLAN
SCALE



LEFT ELEVATION (SCALE)



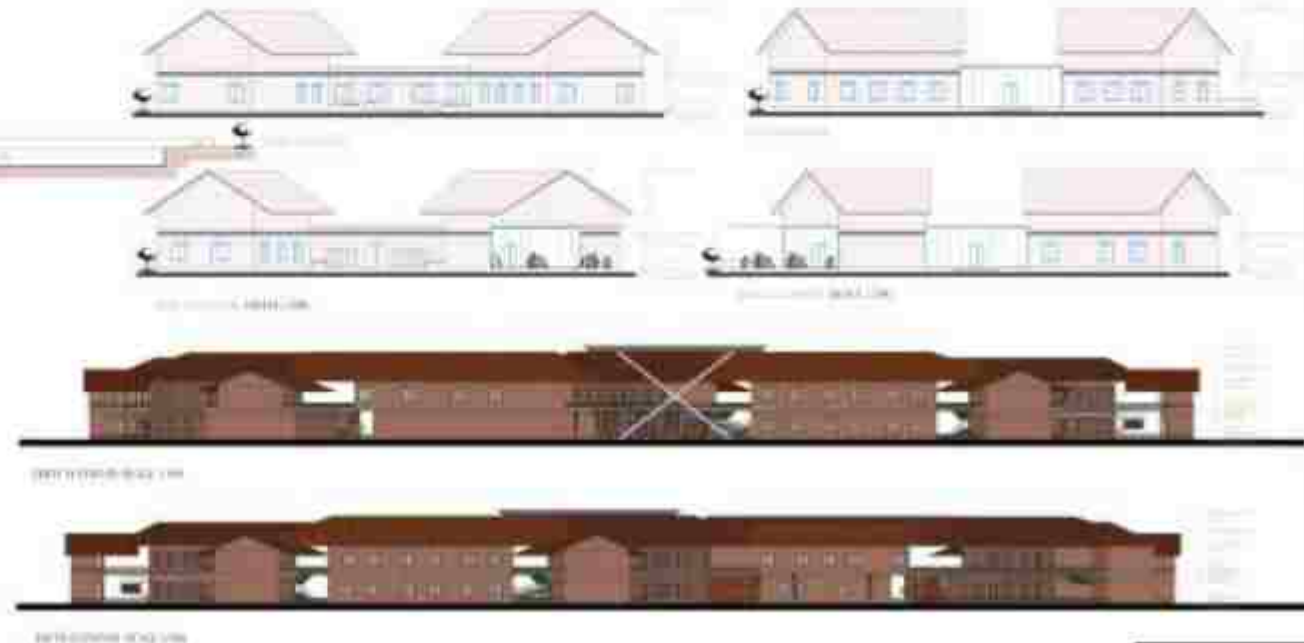

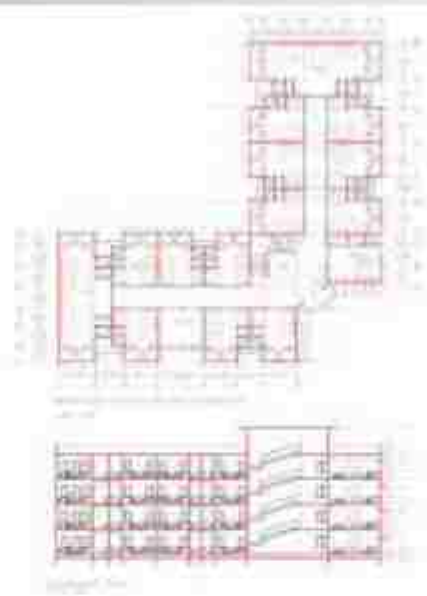
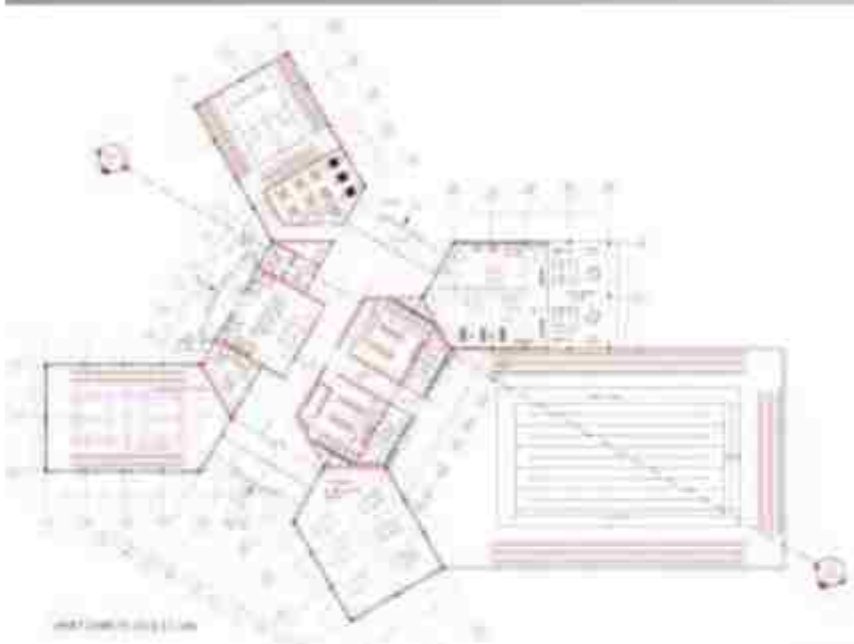
RIGHT ELEVATION (SCALE)




LEFT ELEVATION (SCALE)



RIGHT ELEVATION (SCALE)



VIEWS

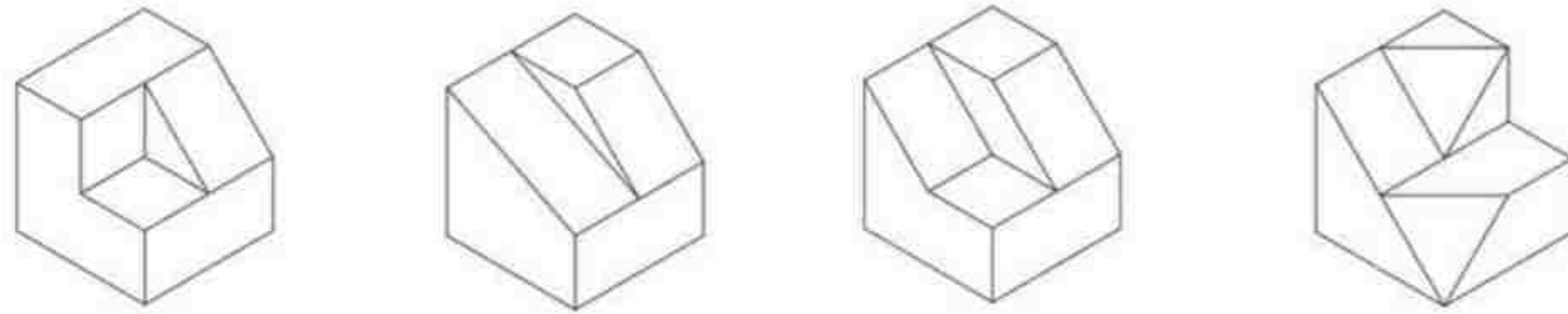


ARCHITECTURAL DESIGN

SOUTH VALLEY SCHOOL

INSPIRATION

INSPIRED BY THE RUBIK'S CUBE, THE BUILDING'S EXTERIOR IS CHARACTERIZED BY A SERIES OF INTERLOCKING CUBES THAT APPEAR TO SHIFT AND CHANGE AS ONE MOVES AROUND THE STRUCTURE. THE BUILDING'S FORM IS ACHIEVED THROUGH THE USE OF A MODULAR SYSTEM OF CUBES THAT CAN BE REARRANGED AND RECONFIGURED TO CREATE A VARIETY OF SHAPES AND CONFIGURATIONS. THE CUBES ARE MADE OF A LIGHTWEIGHT AND DURABLE MATERIAL, SUCH AS ALUMINUM OR CARBON FIBER, AND ARE CONNECTED TO A SERIES OF FLEXIBLE JOINTS THAT ALLOW FOR MOVEMENT AND DEFORMATION.



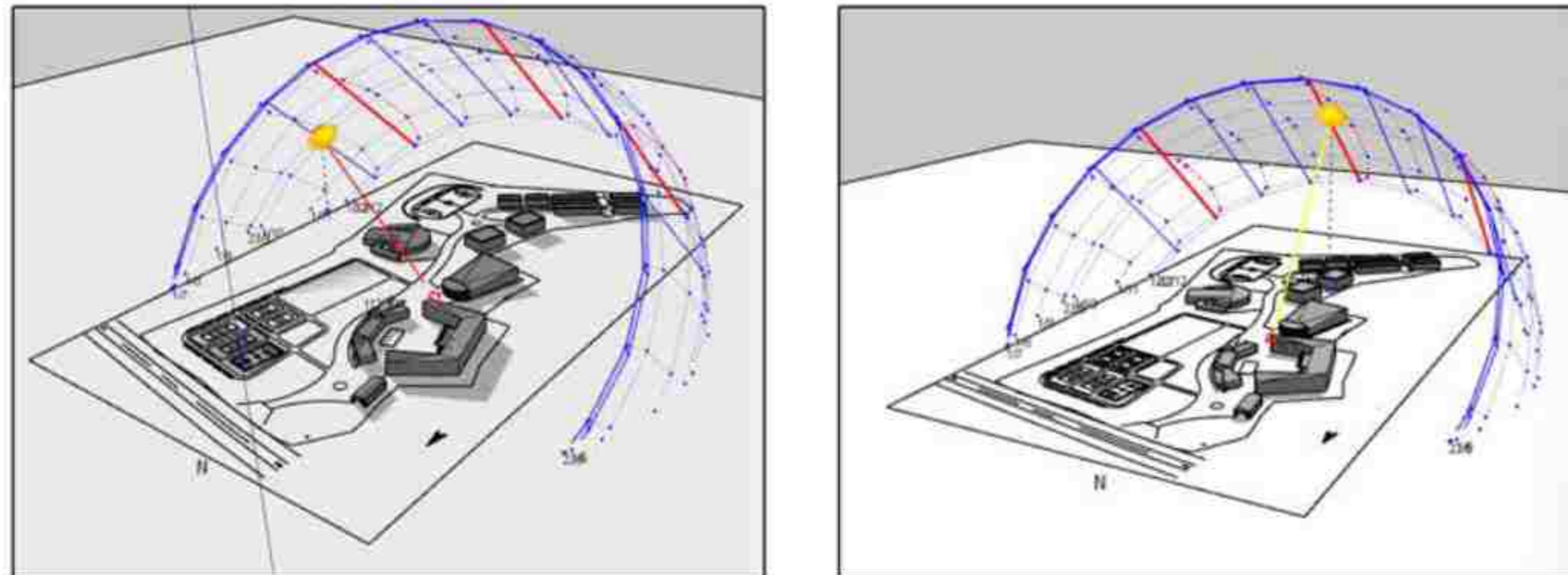
CONCEPT

THE DEFORM RUBIC BUILDING FORM IS A UNIQUE ARCHITECTURAL CONCEPT THAT MAKE A MODULAR SYSTEM TO CREATE A DYNAMIC AND FLUID BUILDING DESIGN. THE BUILDING'S INTERIOR IS DESIGNED TO BE FLEXIBLE AND OPEN, WITH TRANSLUCENT WALLS AND PARTITIONS THAT ALLOW FOR THE DIFFUSION OF NATURAL LIGHT.

WHY IS THIS IDEA

THE DEFORM RUBIC BUILDING FORM IS A UNIQUE, FLEXIBLE, SUSTAINABLE, AND EDUCATIONAL VALUE ARCHITECTURAL CONCEPT THAT CAN ENHANCE THE FUNCTIONALITY AND AESTHETICS OF A SCHOOL CAMPUS.

SUN PATH DIAGRAM

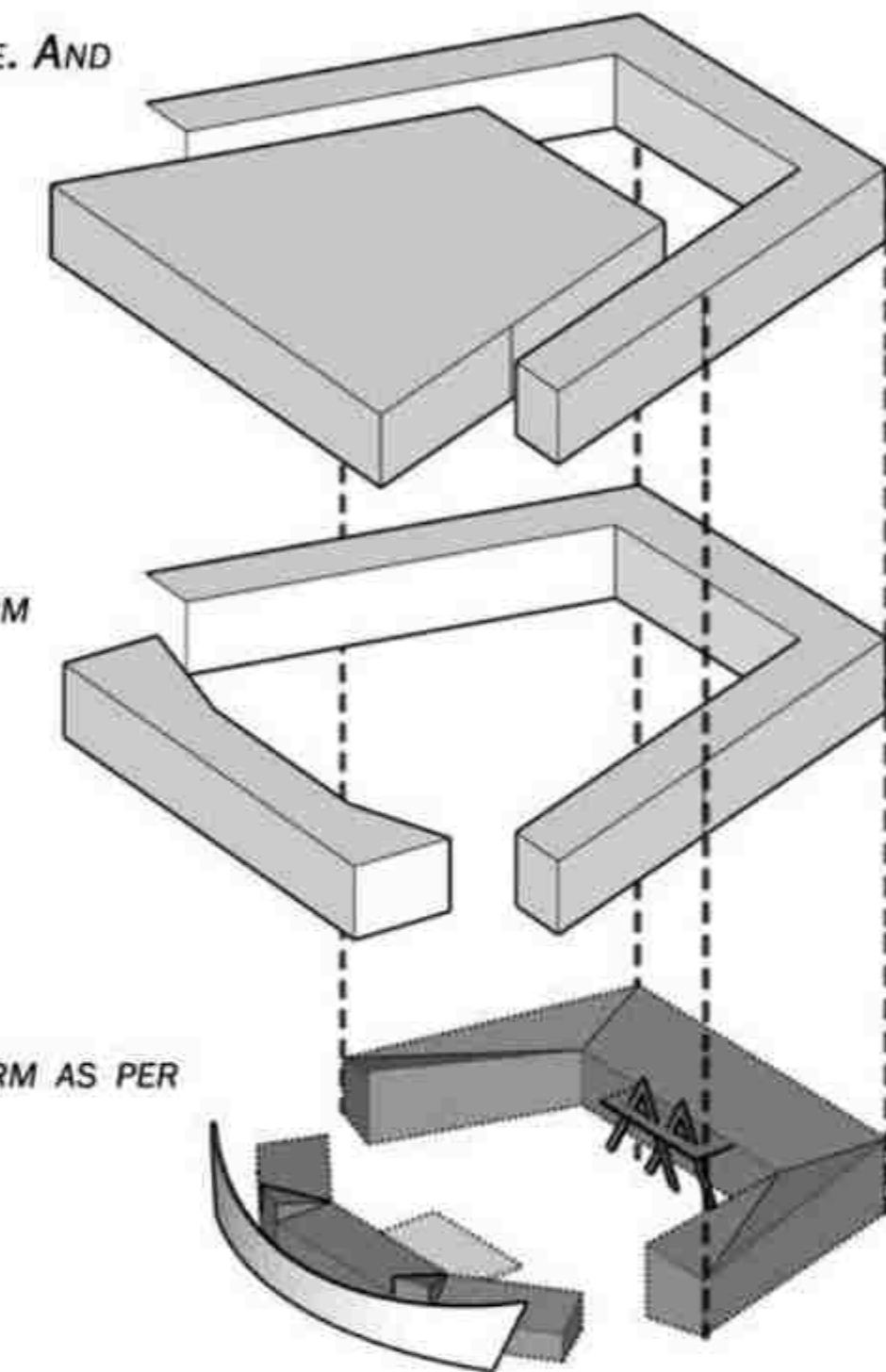


CONCEPT DEVELOPMENT

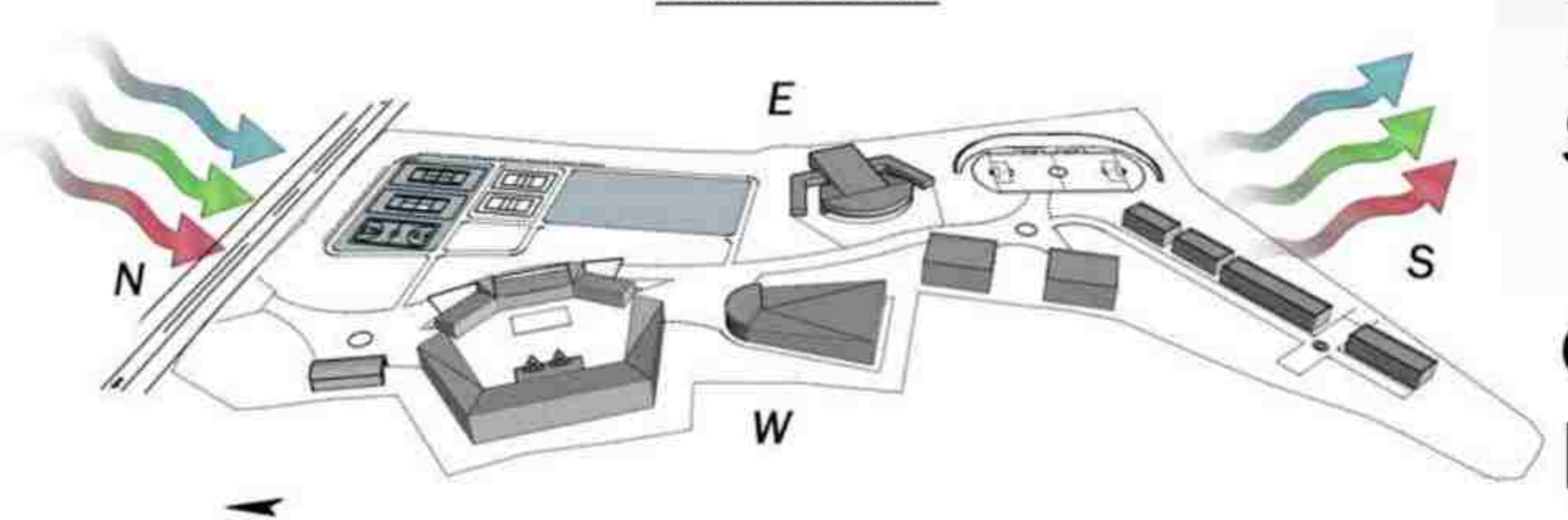
1 FIRST OF ALL, WE CUT THE U-SHAPE. AND FOUND A C-SHAPE FORM.

2 THEN CUT A CENTRAL PART OF THE FORM AND CREATE A CENTRAL COURTYARD.

3 IN THE END, FINALIZE THE FORM AS PER MY CONCEPT.



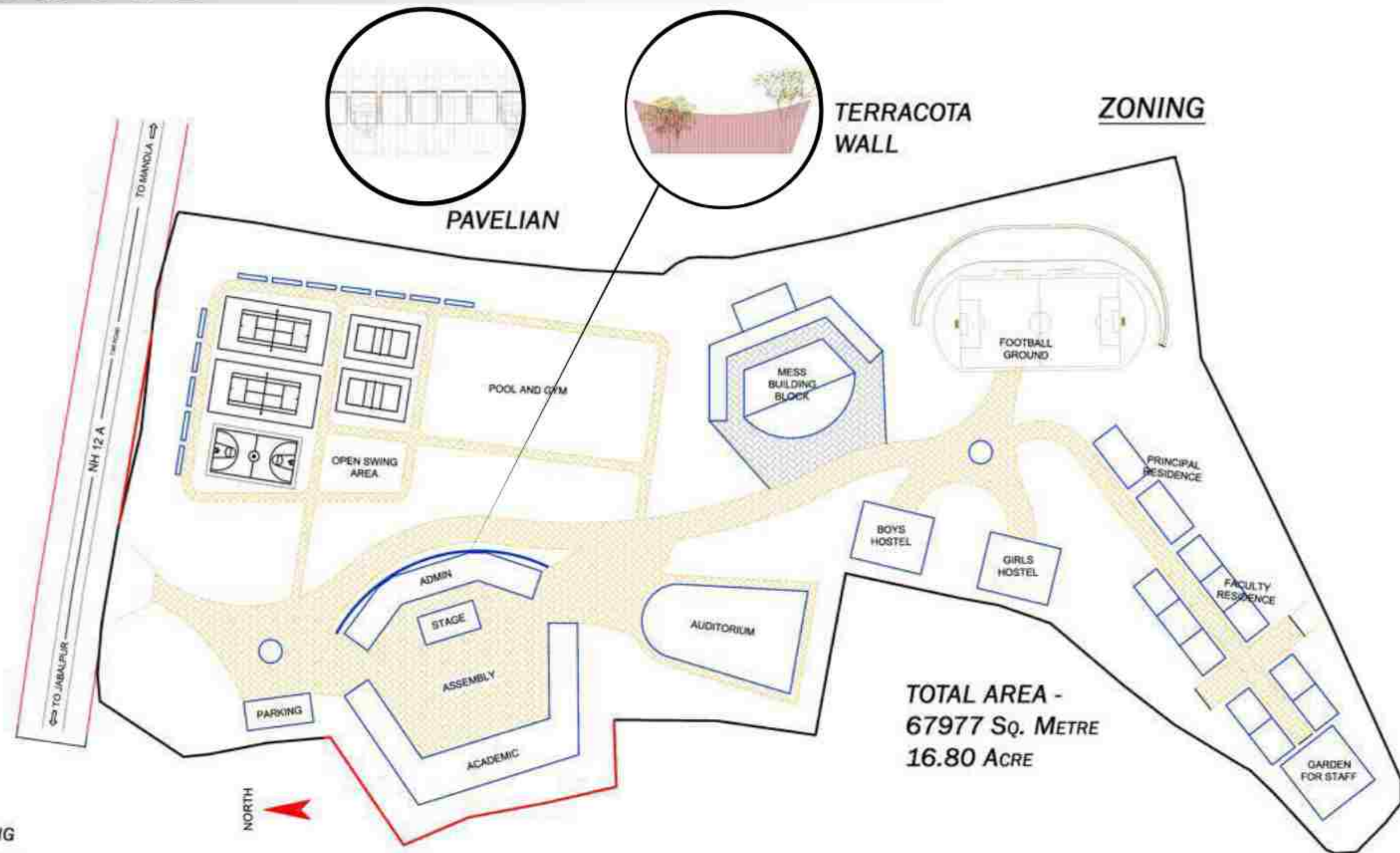
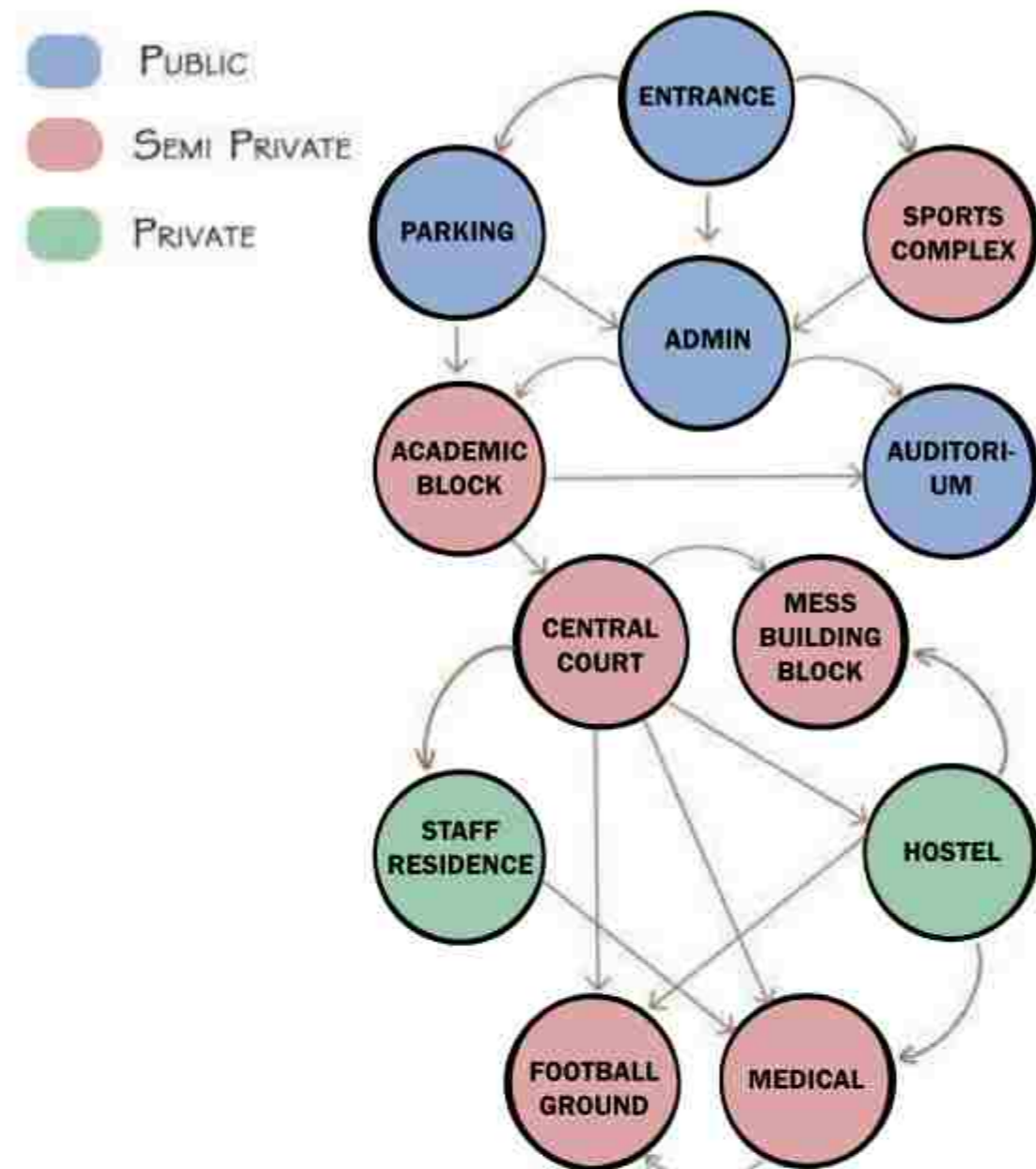
WIND FLOW



ARCHITECTURAL DESIGN

SOUTH VALLEY SCHOOL

CONSTRUCTION PHASES



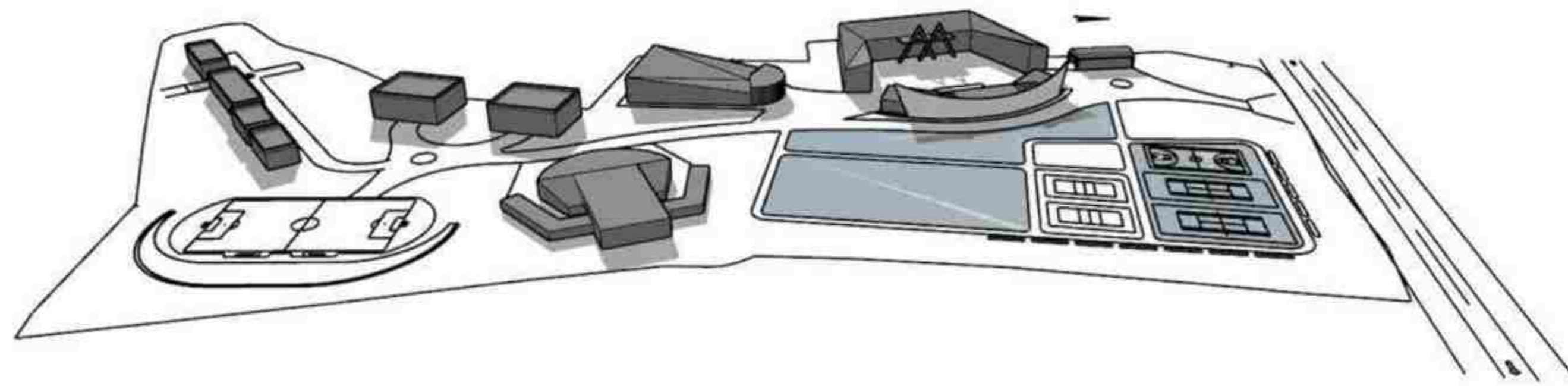
ARCHITECTURAL CHARACTER

- **MODULAR DESIGN:** THE MODULAR DESIGN OF THE BUILDING ALLOWS FOR FLEXIBILITY IN THE LAYOUT AND FUNCTION OF THE INTERIOR SPACE, MAKING IT ADAPTABLE TO CHANGING NEEDS OVER TIME.

- **TRANSLUCENT WALLS:** THE INTERIOR WALLS OF THE BUILDING ARE MADE OF TRANSLUCENT MATERIALS, SUCH AS POLYCARBONATE OR GLASS, WHICH ALLOW NATURAL LIGHT TO FILTER THROUGH THE SPACE AND CREATE A BRIGHT AND OPEN ENVIRONMENT.

- **SUSTAINABILITY:** THE MODULAR DESIGN OF THE DEFORM RUBIK CUBE BUILDING PROMOTES SUSTAINABILITY BY ALLOWING FOR EASY REUSE AND RECYCLING OF BUILDING COMPONENTS, REDUCING WASTE AND PROMOTING A MORE ENVIRONMENTALLY-FRIENDLY APPROACH TO CONSTRUCTION.

BUILDING MASSING



ARCHITECTURAL DESIGN

SELAQUI INTERNATIONAL SCHOOL

INTRODUCTION

NESTLED AMIDST THE IDYLIC VILLAGE OF SELAQUI IN UTTARAKHAND, SELAQUI INTERNATIONAL SCHOOL IS THE BEST BOARDING SCHOOL IN DEHRADUN, WITH AN EXPANSIVE CAMPUS OF 52-ACRES. AFFILIATED WITH THE CBSE BOARD, THE SCHOOL PROVIDES AN IDEAL SETTING FOR EXPERIENTIAL AND HOLISTIC EDUCATION. THE SCHOOL'S VISION STATEMENT HIGHLIGHTS A COMMITMENT TO VALUES, EXCELLENCE AND LEADERSHIP. BY BEING AT THE FOREFRONT OF ALL COMPREHENSIVE PRACTICES, IT RANKS AMONG THE TOP INTERNATIONAL SCHOOLS IN UTTARAKHAND. THE SCHOOL BOASTS OF AN INTERNATIONAL STUDENT COMMUNITY FROM OVER 15 COUNTRIES AND 25 STATES OF INDIA AND IS AMONG THE TOP BOARDING SCHOOLS IN UTTARAKHAND.



IT IS A CO-EDUCATIONAL AND FULLY RESIDENTIAL SCHOOL. CLIENT'S PROGRAMME WAS TO BUILT AN INTERNATIONAL LEVEL SCHOOL WHICH WILL DEVELOP THE INDIVIDUAL AND PROMOTE EQUALITY OF GENDER AND TRAIN FUTURE LEADERS IN A MULTICULTURAL AND SECULAR ENVIRONMENT.



A RESIDENTIAL SCHOOL IS ONE WHERE STUDENTS STAY IN THE HOSTELS AND PURSUE THEIR STUDIES. THEY LIVE IN WITH FELLOW STUDENTS. SOME SCHOOLS OFFER RESIDENCE AS AN OPTION FOR OUTSTATION STUDENTS WHILE IN SOME OTHERS, AVAILING THE RESIDENCE



ARCHITECTURAL DESIGN

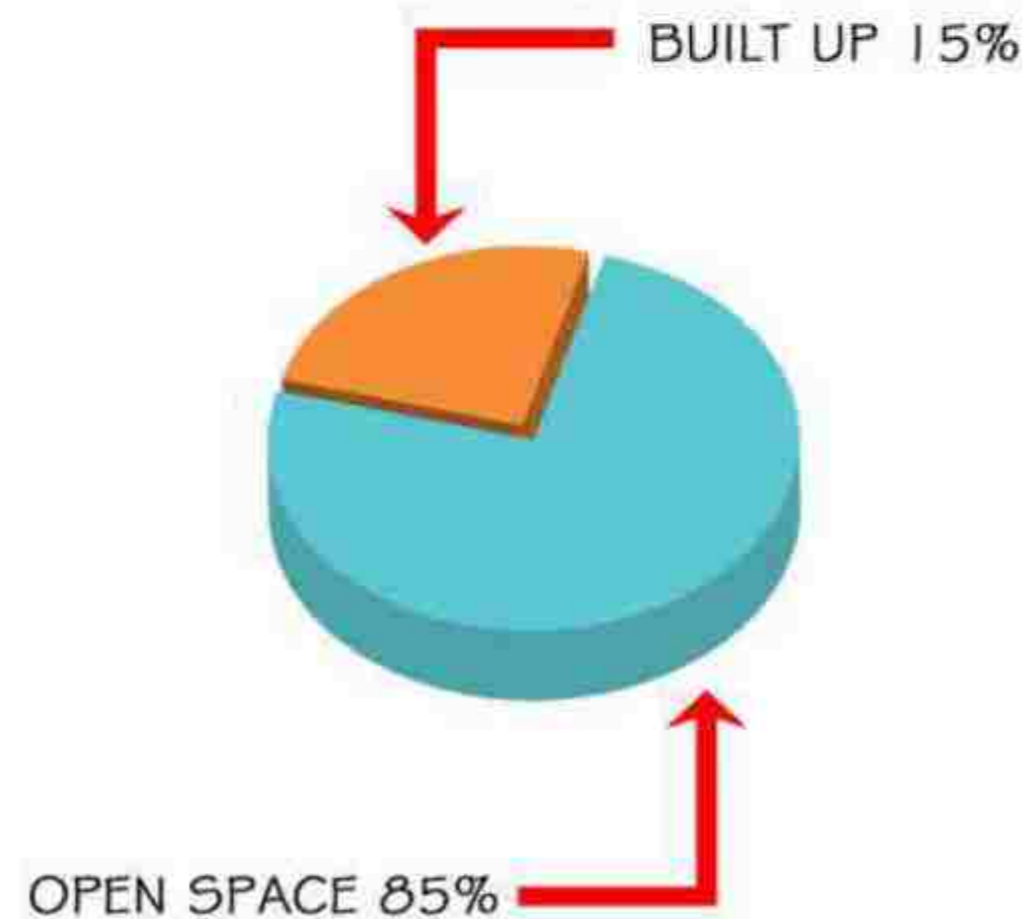
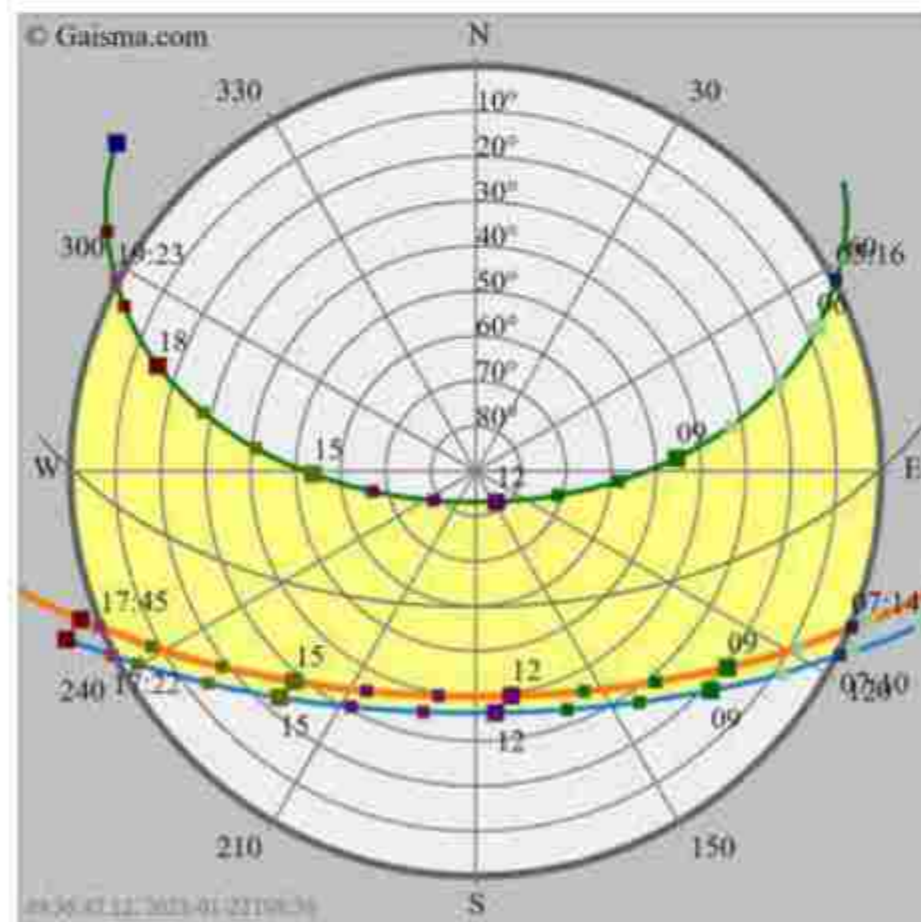
SELAQUI INTERNATIONAL SCHOOL

CLIMATE AND SITE SPECIFICATIONS

- SUMMERS ARE HOT AND HUMIDITY RANGES BETWEEN 27-41 DEGREE CELCIUS.
- WINTERS ARE MORE PLEASANT MAY GET COLD. AS THE TEMPERATURE RANGES FROM 5-27 DEGREE CELCIUS.
- SITE AREA: 52 ACRES
- ARCHITECT: AMANDEEP SINGH.
- BUILT UP:
 - SCHOOL BUILDING AREA : 3 ACRES O FACILITY: 1.2 ACRES(2.5%)
 - RESIDENTIAL: 3.5 ACRES(6.7%)
- OPEN AREA:
 - PARKING AND PLAYGROUND: 44.2 ACRES(86%)

LOCATION

- IT IS LOCATED IN DOON VALLEY (DEHRADUN), HEAVILY FORESTED ON THE FOOTHILLS OF MIDDLE HIMALAYAS.
- THE SCHOOL CAMPUS IS LOCATED ON DEHRADUN-CHAKRATA ROAD ABOUT 20 KM FROM DEHRADUN.

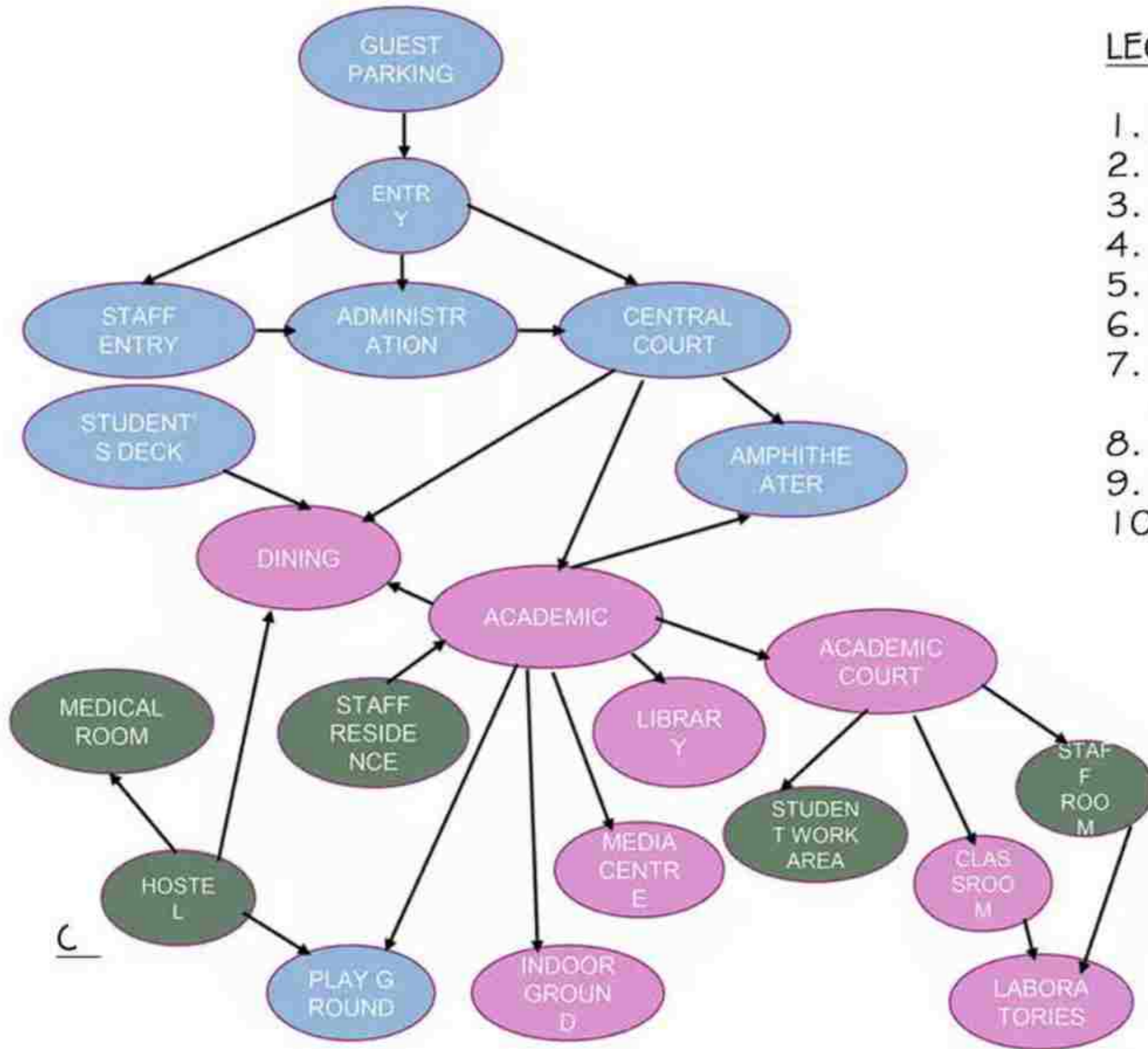


AS PER N.B.C. CODES :

- BUILT UP AREA- 28%
- OPEN SPACE - 72%
- BUILT UP AREA INCLUDES:
 - SCHOOL BUILDING AREA- 18%
 - RESIDENTIAL AREA- 10%
- OPEN AREA INCLUDES:
 - PARKING PLAYGROUND AND FIELDS- 72%

ARCHITECTURAL DESIGN

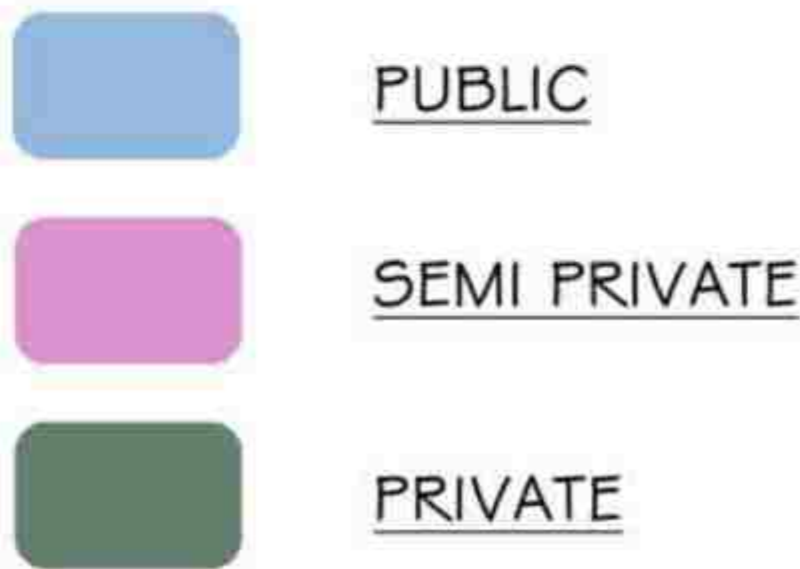
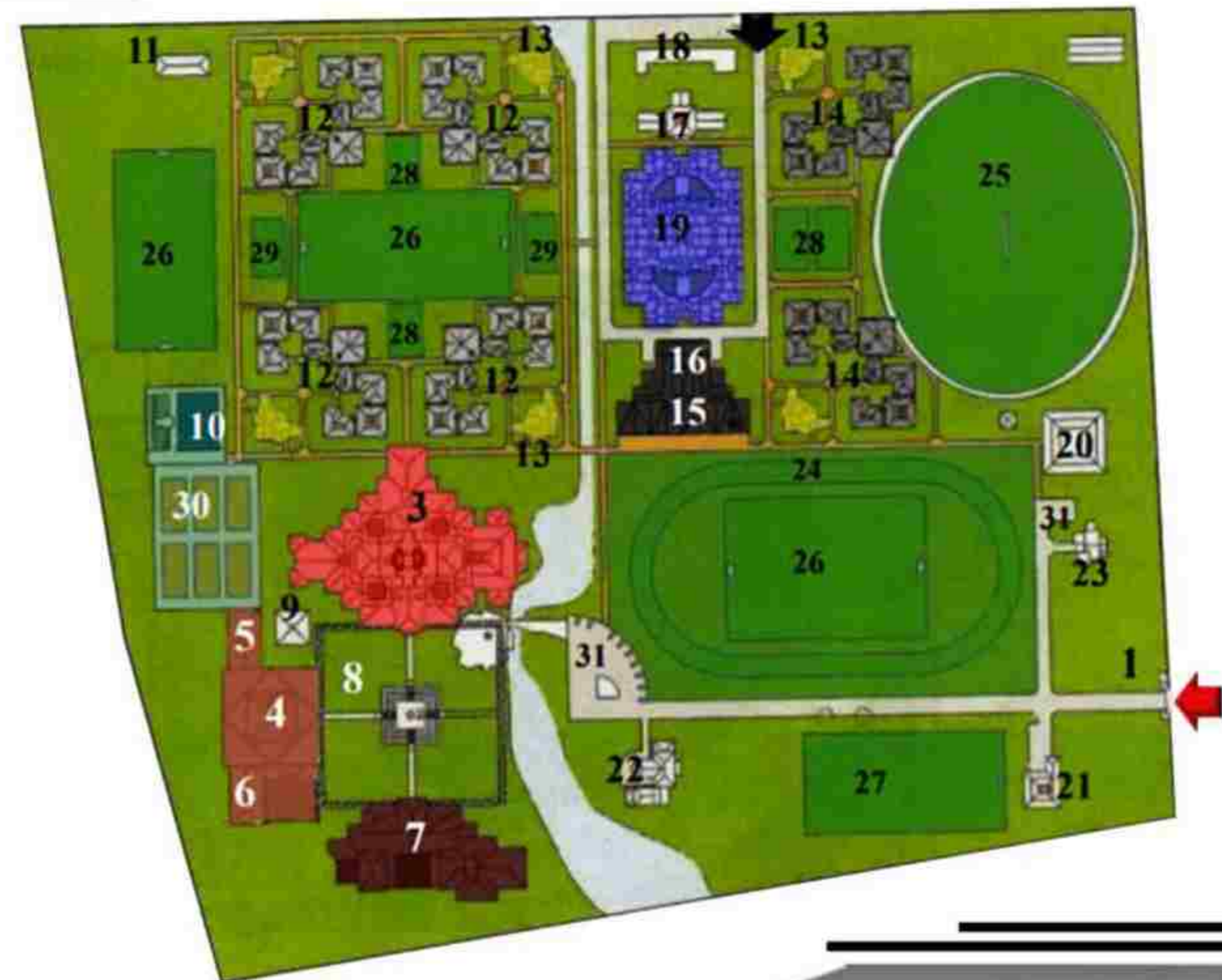
SELAQUI INTERNATIONAL SCHOOL



LEGENDS

- | | | |
|----------------------------|------------------------------|---------------------------|
| 1. MAIN ENTRANCE | 11. STP | 21. GUEST HOUSE |
| 2. SERVICE ENTRANCE | 12. BOYS HOSTEL | 22. CHAIRMAN'S RESIDENCE |
| 3. ACEDAMIC BLOCK | 13. HOUSE MASTER'S RESIDENCE | 23. PRINCIPAL'S RESIDENCE |
| 4. AUDITORIUM | 14. GIRL'S HOSTEL | 24. ATHLETICS TRACK |
| 5. SQUASH COURT | 15. DINING HALL | 25. CRICKET GROUND |
| 6. MUSIC ROOM | 16. KITCHEN | 26. FOOTBALL GROUND |
| 7. ADMINISTRATION /LIBRARY | 17. HEALTH CENTRE | 27. HOCKET GROUND |
| 8. ADHAARSHILA | 18. UTILITIES | 28. BASKETBALL COURT |
| 9. SCULPTURE ROOM | 19. FACULTY HOUSING | 29. VOLLEYBALL COURT |
| 10. SWIMMING POOL | 20. SENIOR FACULTY | 30. TENNIS COURTS |
| | | 31. PARKING |

SITE PLAN



SELAQUI INTERNATIONAL SCHOOL

DESIGN CONCEPT

- THE PHILOSOPHY OF SCHOOL EMPHASISE ON TRADITION AND THIS IS TRANSLATED INTO THE ARCHITECTURE OF THE SCHOOL, WHICH WORKS IN HARMONY WITH THE TRADITION OF THE LOCAL ARCHITECTURE.
- CAMPUS TYPE PLANNING HAS BEEN INVOLVED WITH THE INTEGRATION OF CLUSTERS AND COURTYARD FORMS.
- INTERCONNECTION OF VARIOUS ACTIVITY ZONES IS ACHIEVED SO AS TO MAKE ALL THE ZONES EASILY ACCESSIBLE.
- THE APPLICATION OF THE CONCEPT IS ACHIEVED BY INCORPORATING TRADITIONAL INDIAN CONCEPT OF BUILDING ELEMENTS LIKE COURTYARDS, VERANDAHS, TERRACES, JAALIS, DEEP OVERHANGS, LOCAL MATERIALS, TRADITION AND CRAFTSMANSHIP.
- THE ARCHITECTURE OF THE CAMPUS INCORPORATES THE VARIATION OF SCALE THAT IN-TURN IS AN EXPRESSION OF BUILDING FUNCTION AND INDENT AS DINING AND ACADEMIC BLOCK HAS MORE IMPOSING SCALE COMPARED TO THE OTHERS.
- CONFIRMING TO THE REGION AS WELL AS TO ACHIEVE TRADITIONAL ARCHITECTURAL EXPRESSION, SLOPING ROOFS HAVE BEEN INCORPORATED INTO THE ENTIRE COMPLEX.
- THESE SHELTERING ROOFS HAVE LARGE OVERHANGS TO PROTECT THE BUILDING FROM REGION'S FAIRLY HEAVY RAINFALL.

PLANNING ANALYSIS

- THE LAYOUT OF THE BUILDING AND THE INTENSIVE AMALGATION OF LANDSCAPING ELEMENTS ADD TO A QUIET AND LEARNING ENVIRONMENT OF THE SCHOOL

SPORTS FIELD HAS BEEN INCORPORATED IN MASTER PLAN WITH SOME OF THEM BECOMING A PART OF HOSTELS.

THE HOSTELS ARE PLACED SEPARATELY ON THE REAR SIDE OF THE SITE WITH MINIMUM DISTURBANCE AND INTERFERENCE.

AROUND THIS COURT ARE THE MAJOR BLOCKS THAT FORMS THE BACKBONE OF THE CAMPUS.

STAFF SERVICES AND MAINTENANCE HAS BEEN PLANNED ADJACENT TO THE PERIPHERY WITH A SEPARATE SERVICE ENTRY.

THE ENTRY ROAD LEADS TO THE ASSEMBLY AREA WHICH IS PLANNED AROUND THE FAMOUS PEE PAL TREE OF CAMPUS.

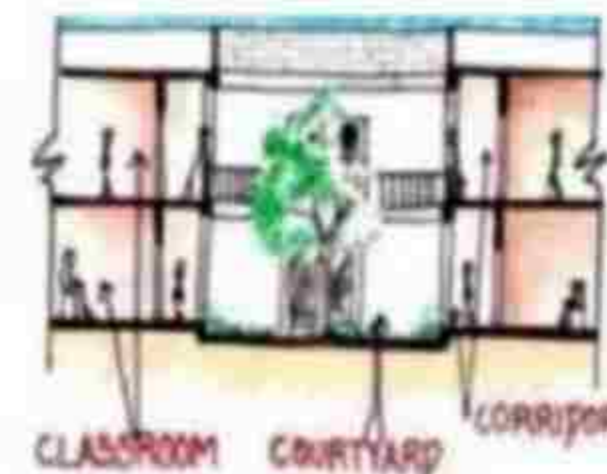
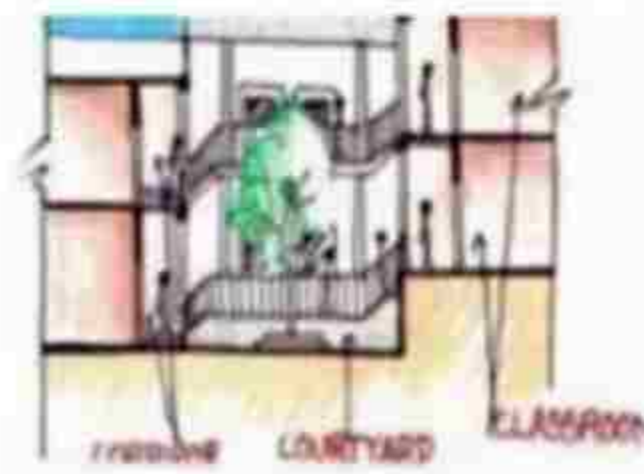
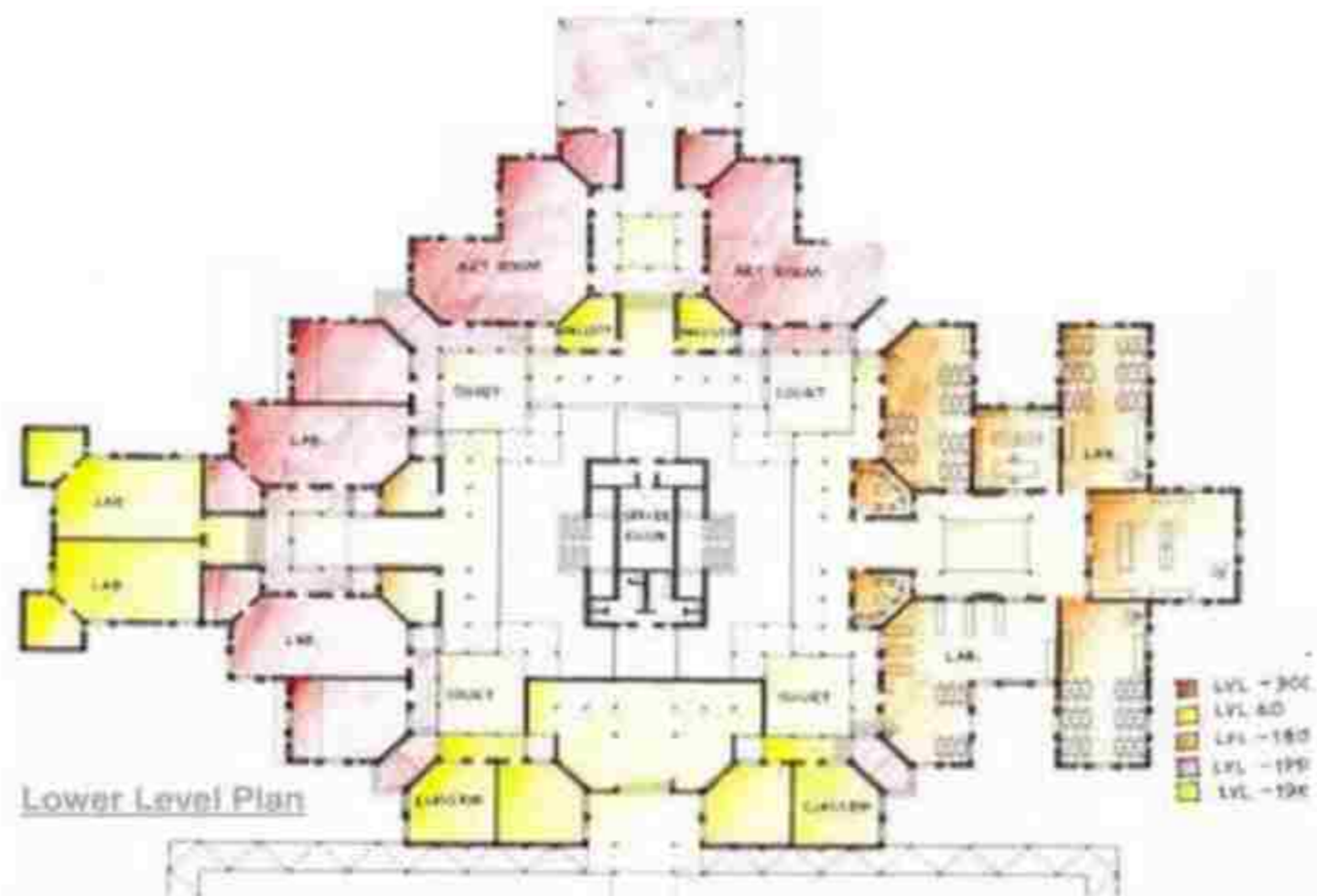
VEHICULAR MOVEMENT IS IN SUCH A WAY THAT MINIMUM TRAFFIC COINCIDE WITH REGULAR ACTIVITIES HENCE, ENCOURAGING PEDESTRIAN MOVEMENT.



SELAQUI INTERNATIONAL SCHOOL


ACADEMIC

- THE ACADEMIC BLOCK IS PLACED IN FRONT OF THE MAIN ENTRY AND SIDE OF THE COURT OF ASSEMBLY.
- NAMED NALANDA, AFTER THE FAMED INDIAN UNIVERSITY, THE ACADEMIC BLOCK IS ORGANIZED AROUND VARIOUS LEVELS. THESE LEVELS ARE NEGOTIATED BY STEPS THAT ARE ON EACH OF THE FOUR SIDES OF A COURTYARD.
- INFORMAL SEATING SPACES ARE PROVIDED SO THAT THEY CAN BE USED BY STUDENTS DURING THEIR FREE TIME.
- IT SHOWS AN EXCITING AND REMARKABLE PLAY OF TERRACES AND COURTYARDS.
- AT THE EXACT CENTRE OF THIS ACADEMIC BUILDING LIES THE DATA CENTRE. BEING AT THE LOWEST LEVEL THE ROOF OF THIS CENTRE BECOMES THE CONNECTING BRIDGE BETWEEN THE BLOCKS.
- THE ACADEMIC BLOCK IS ORGANIZED AROUND FOUR COURTS THUS AROUND FOUR SUCH SPLIT LEVEL STAIR DEVICE. THIS ALLOWS THE DIVISION OF THE BLOCK INTO FOUR SUB BLOCKS NAMELY, THE SOCIAL SCIENCE BLOCK, THE PHYSICAL SCIENCE BLOCK, THE BUSINESS SCIENCE BLOCK AND THE ARTS BLOCK.
- THE CORRIDORS ARE SINGLE LOADED WITH GOOD LIGHTING. CORRIDORS ARE 1.8M WIDE CIRCULATION SPACE: APPROX. 30-35%



CLASSROOM

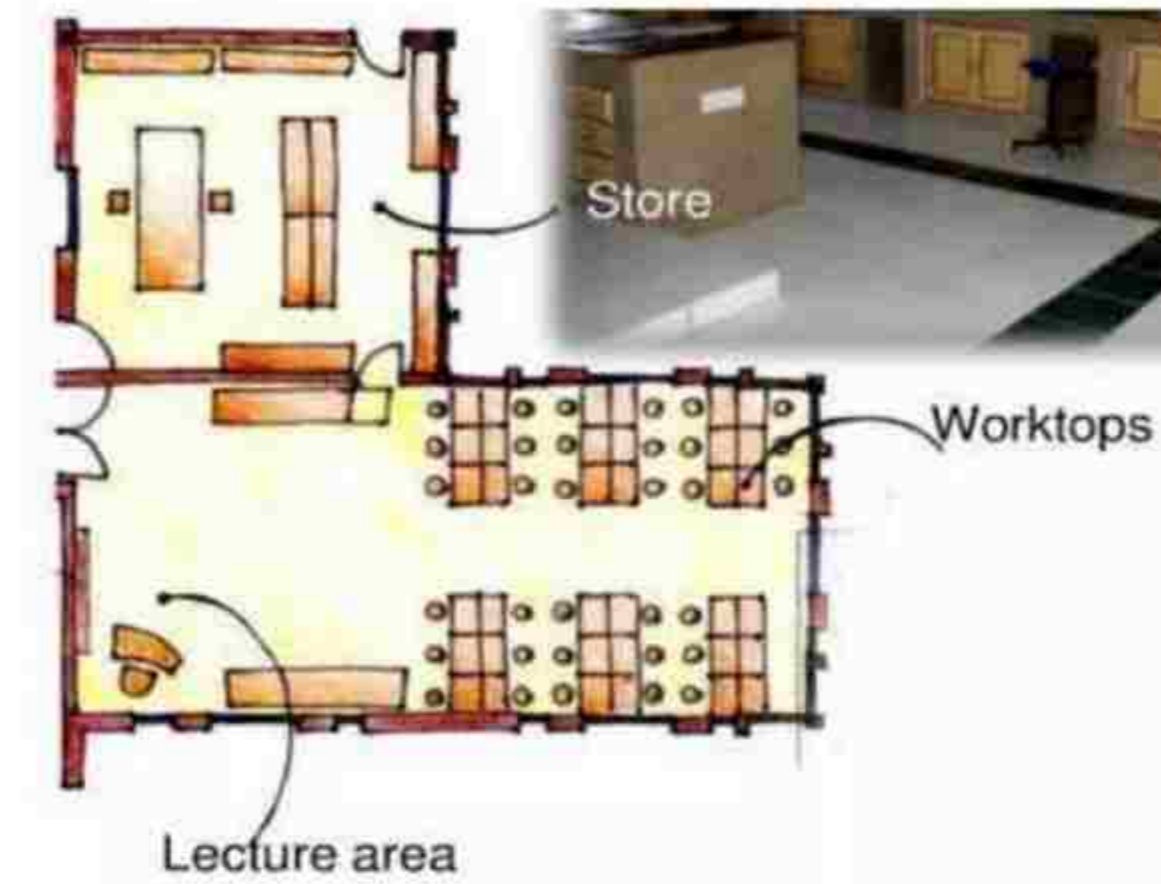
- CLASSROOMS ARE BRIGHT AND AIRY, ARE SQUARE IN PLAN WITH A CHAMFERED CORNER.
- ALL THE CLASSROOMS ARE PROVIDED WITH NATURAL LIGHTING AND DISPLAY.
- CLASSROOM SIZE - 7.5 M X 7.5 M
- STRENGTH OF STUDENTS - 25-30 I.E. 56.2 SQ M FOR 30 PUPILS.
- CHALKBOARD SIZE - 1200 MM X 2100 MM



SELAQUI INTERNATIONAL SCHOOL

LABORATORY

- LABORATORY SIZE – 7.5 M X 12.7 M
- STUDENTS STRENGTH – 33 I.E. 95 SQ M FOR 33 PUPILS.
- THERE ARE LABS FOR COMPUTER, PHYSICS, CHEMISTRY, BIOLOGY IN THE SCHOOL.
- BESIDES WORKING AREA, TECHNICIAN SPACE, PREPARATORY SPACE AND STORE IS PROVIDED.



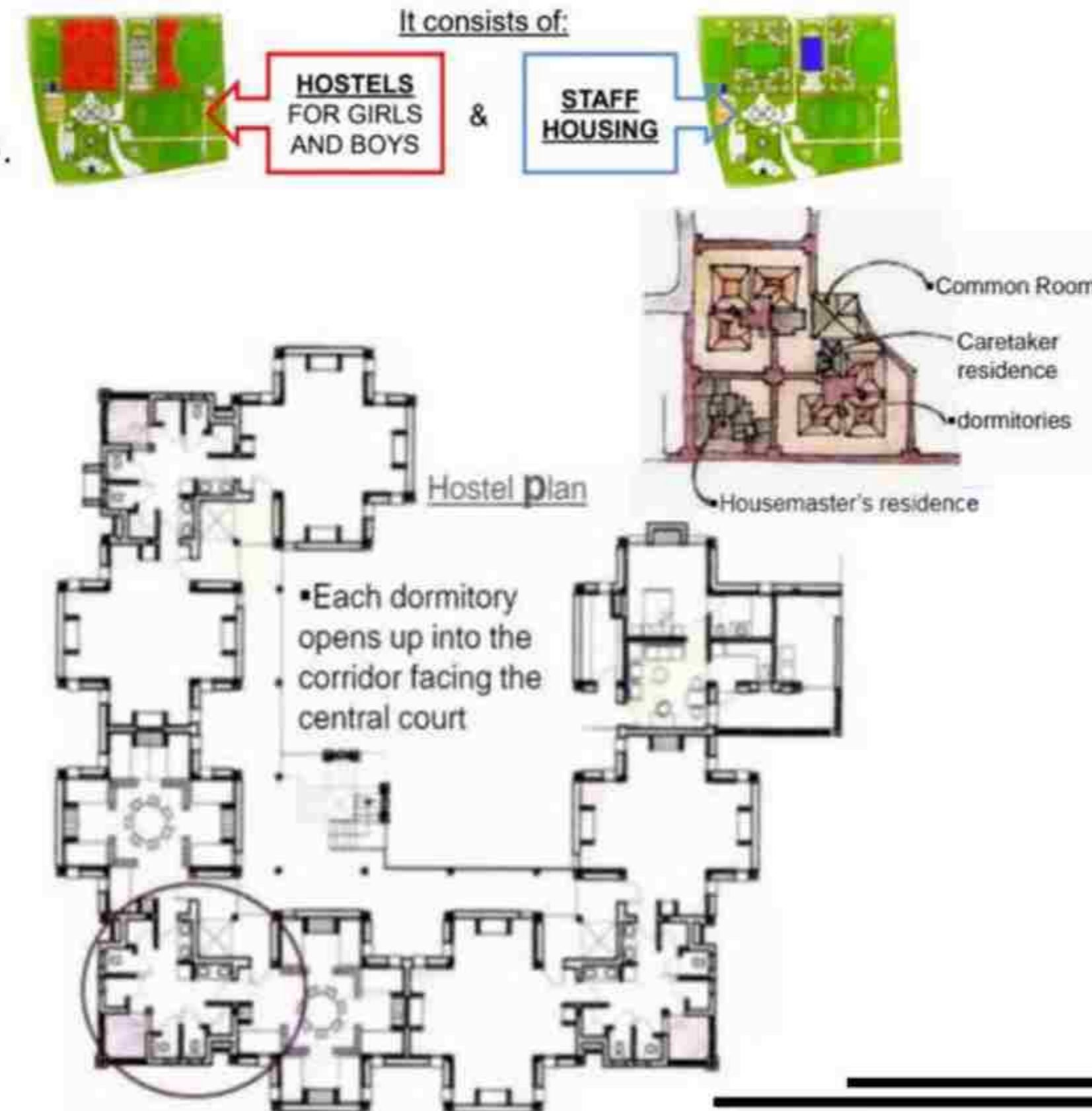
RESIDENTIAL

HOSTEL BLOCK

- THE HOSTELS ARE PLACED SEPRATELY AND ON THE RARE SIDE OF THE SITE.
- THE PLAYFIELDS ARE PROVIDED SEPARATELY AS WELL AS IN BETWEEN THE HOSTELS.
- 4 NO. HOSTEL BLOCKS FOR BOYS
- 2 NO. HOSTEL BLOCKS FOR GIRLS.
- DINING BLOCK IS PLACED BETWEEN THE GIRLS AND BOYS HOSTEL BLOCKS.

ONE CLUSTER CONSISTS OF:

- 12 SEVEN BEDDED DORMS
- 12 FOUR BEDDED DORMS
- 1 COMMON ROOM
- 2 CARETAKE'S RESIDENCE
- 2 HOUSEMASTER'S RESIDENCE
- EACH DORMITORY OPENS UP INTO THE CORRIDOR FACING THE CENTRAL COURT
- COURTYARDS WITHIN HOSTELS
- TWO ADJACENT DORMITORIES SHARE COMMON TOILETS
- COMMON TOILETS

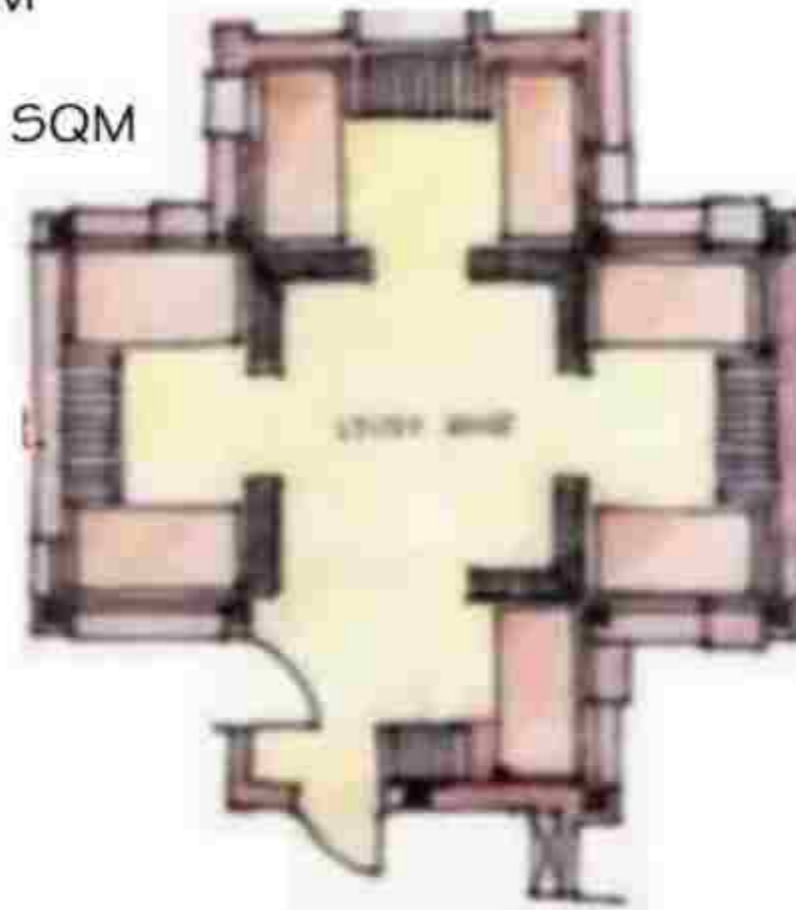


SELAQUI INTERNATIONAL SCHOOL

ON GROUND FLOOR

- NO. OF DORMITORIES:6
- DORMITORY SIZE - 7.4X7.1 M
- AREA - 52.5 SQM
- AS PER STANDARDS - 42 SQM FOR 7 STUDENTS

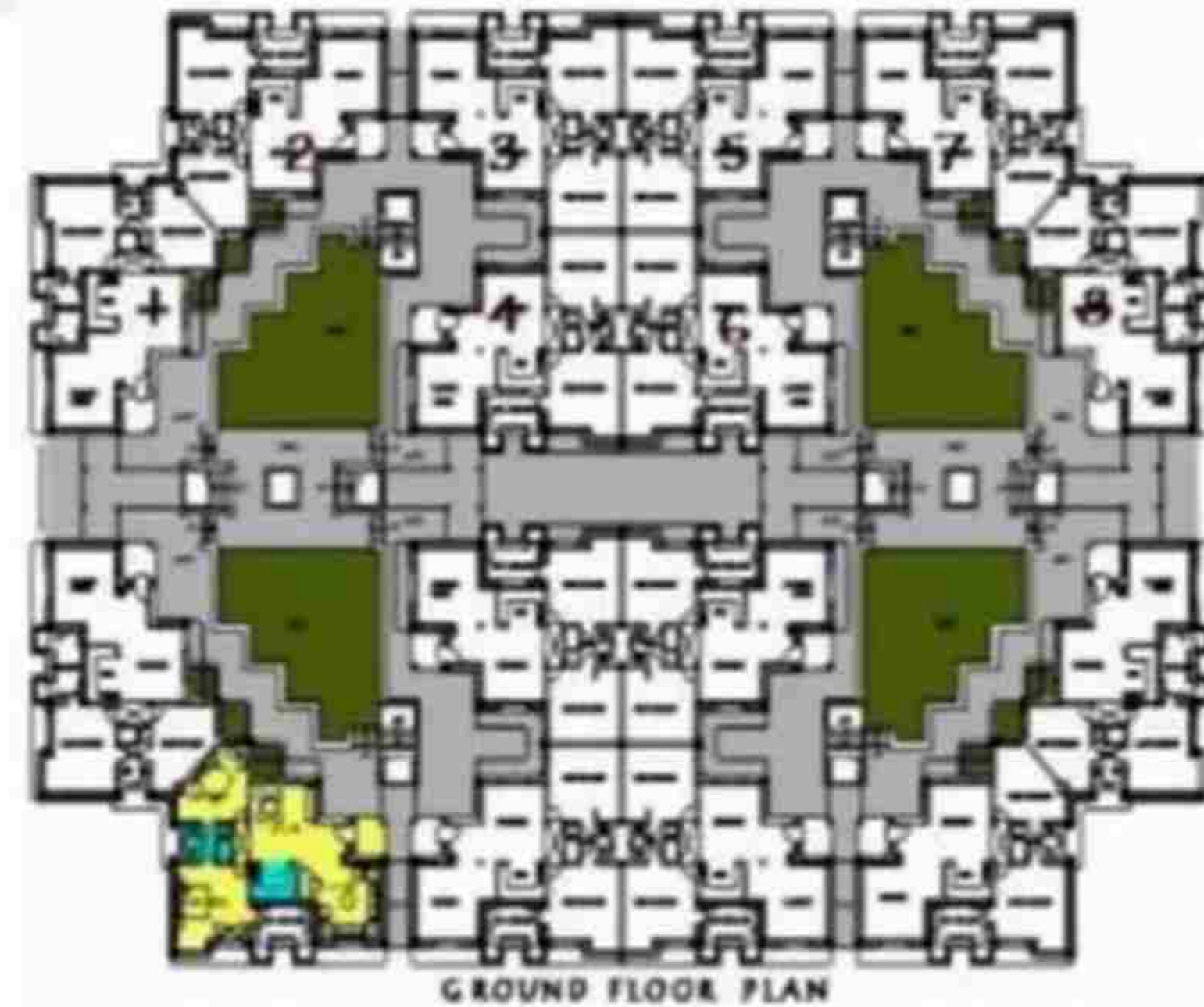
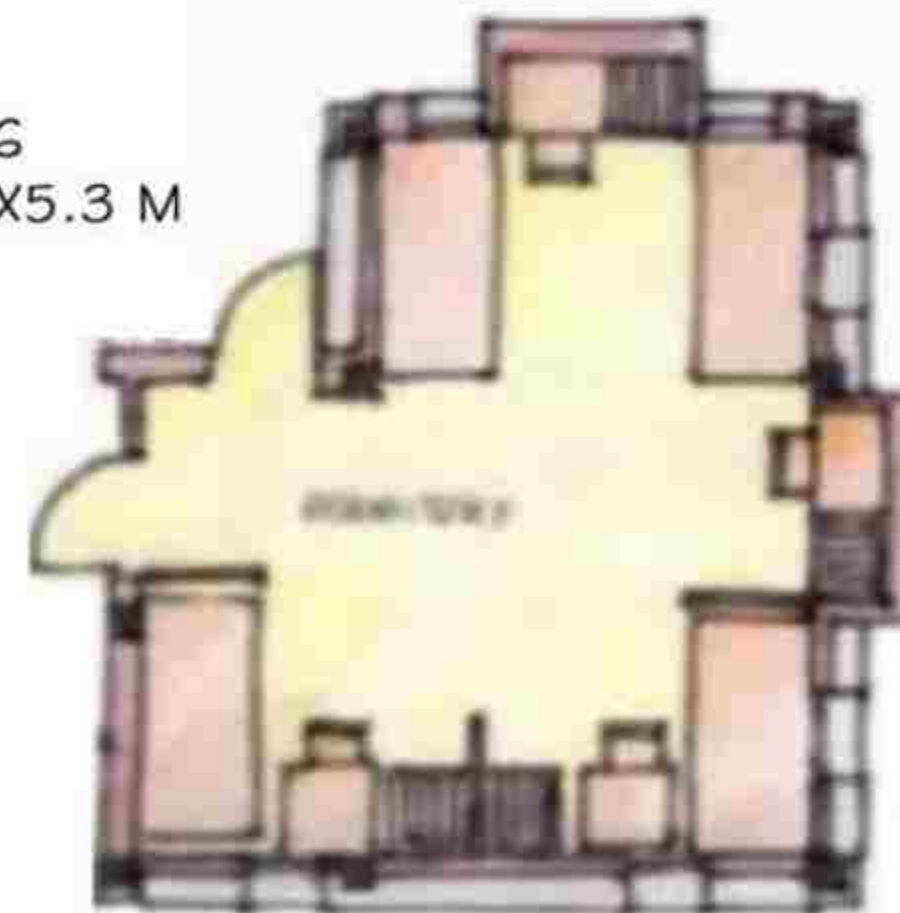
DORMITORY



- EACH DORMITORY ON GROUND FLOOR IS SHARED BY SEVEN STUDENTS AND ON FIRST FLOOR IS SHARED BY FOUR STUDENTS.

ON FIRST FLOOR

- NO. OF DORMITORIES:6
- DORMITORY SIZE - 5.4X5.3 M
- AREA - 28.6 SQM



GROUND FLOOR PLAN

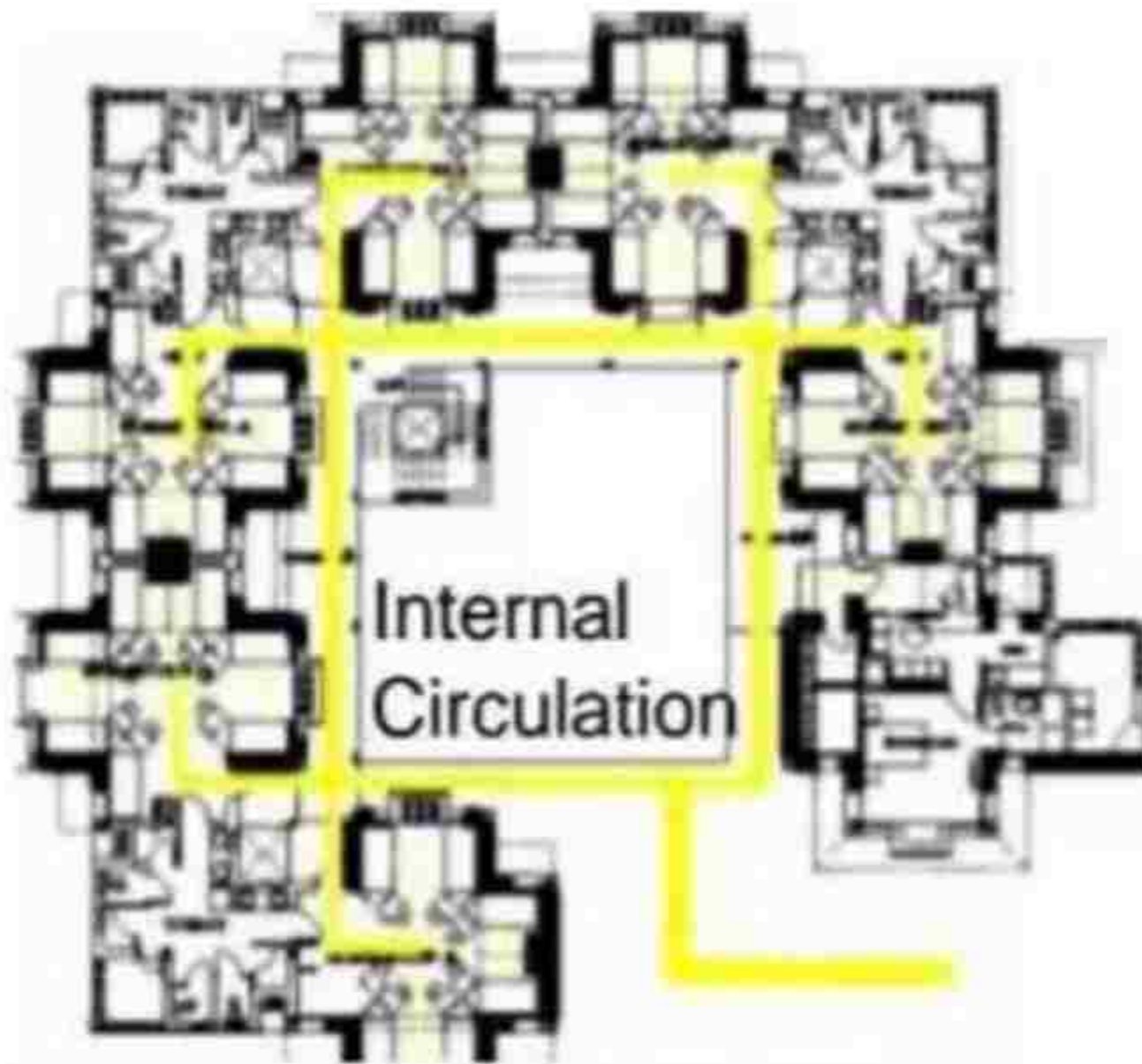
STAFF HOUSING

FIRST FLOOR

- 1 BEDROOM SET FOR 16 STAFF MEMBERS

GROUND FLOOR

- 2 BEDROOM SET FOR 16 STAFF MEMBERS



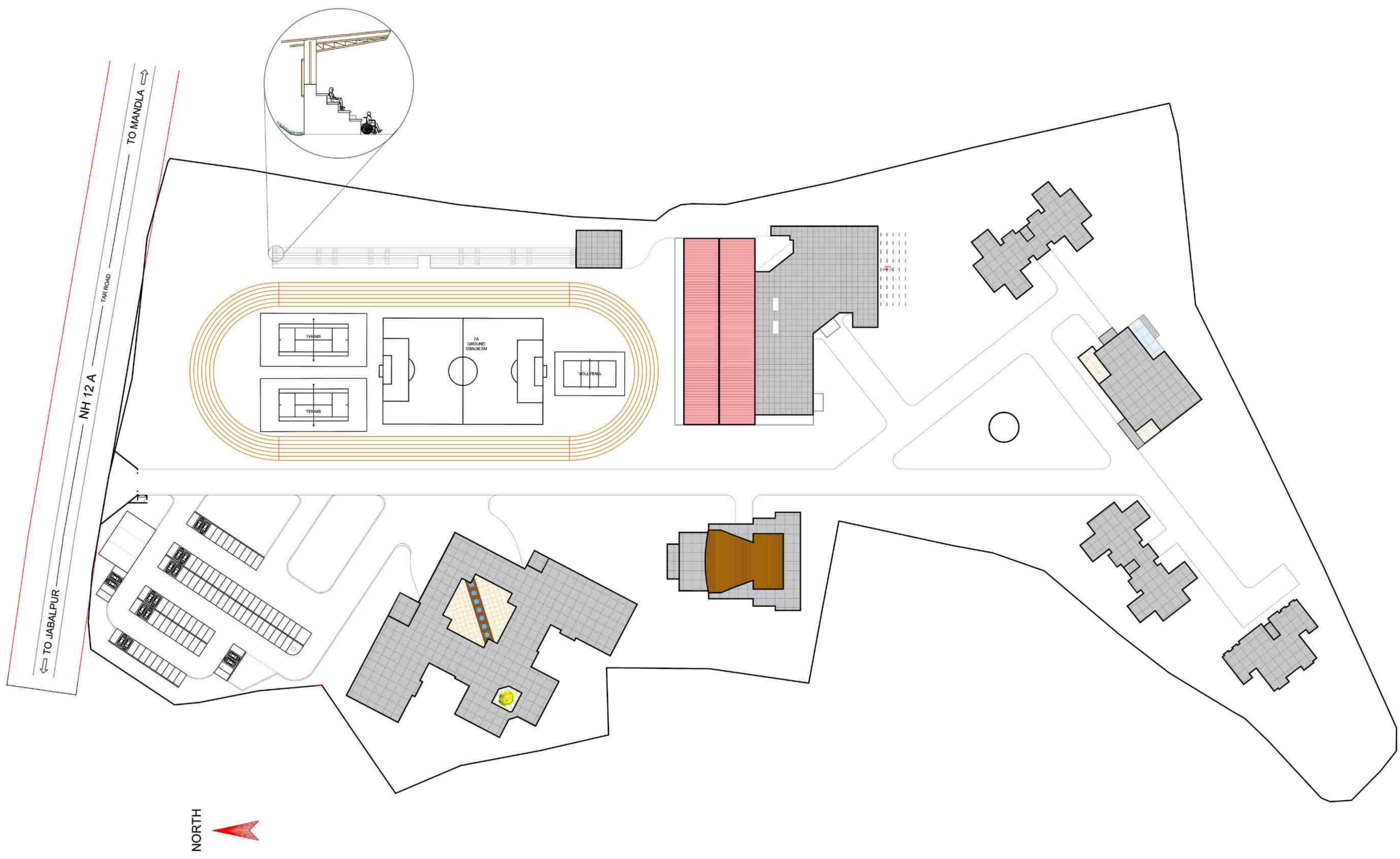
Internal Circulation

- DORMITORIES ARE WELL LIT AND VENTILATED.

- THERE IS A LACK OF SECURITY AS ALL DORMITORIES OPEN TOWARDS THE COURTYARD.

- THERE IS NO PROVISION FOR A SEPARATE STUDY ROOM.

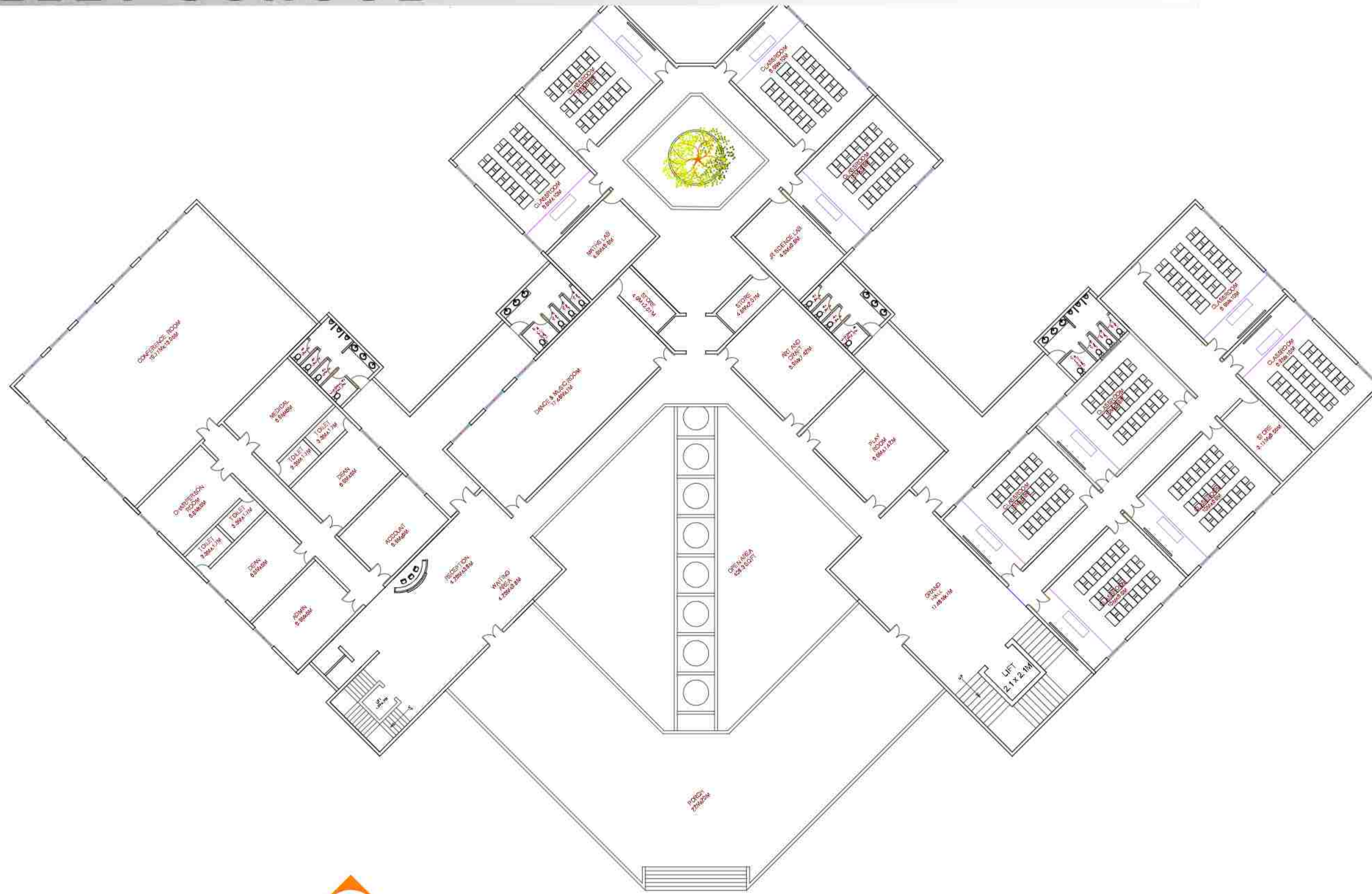
SITE PLAN



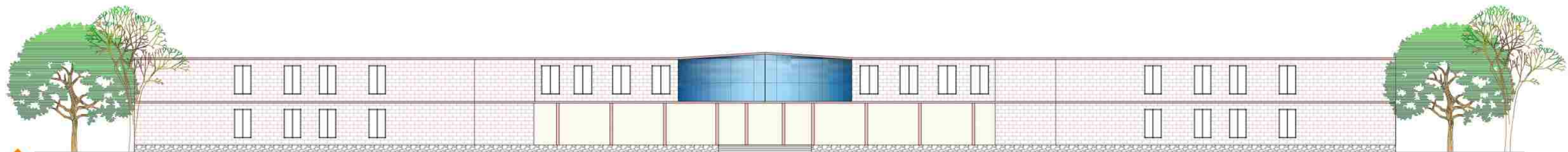
**A
R
C
H
I
T
E
C
T
U
R
A
L
D
E
S
I
G
N**



SOUTH VALLEY SCHOOL



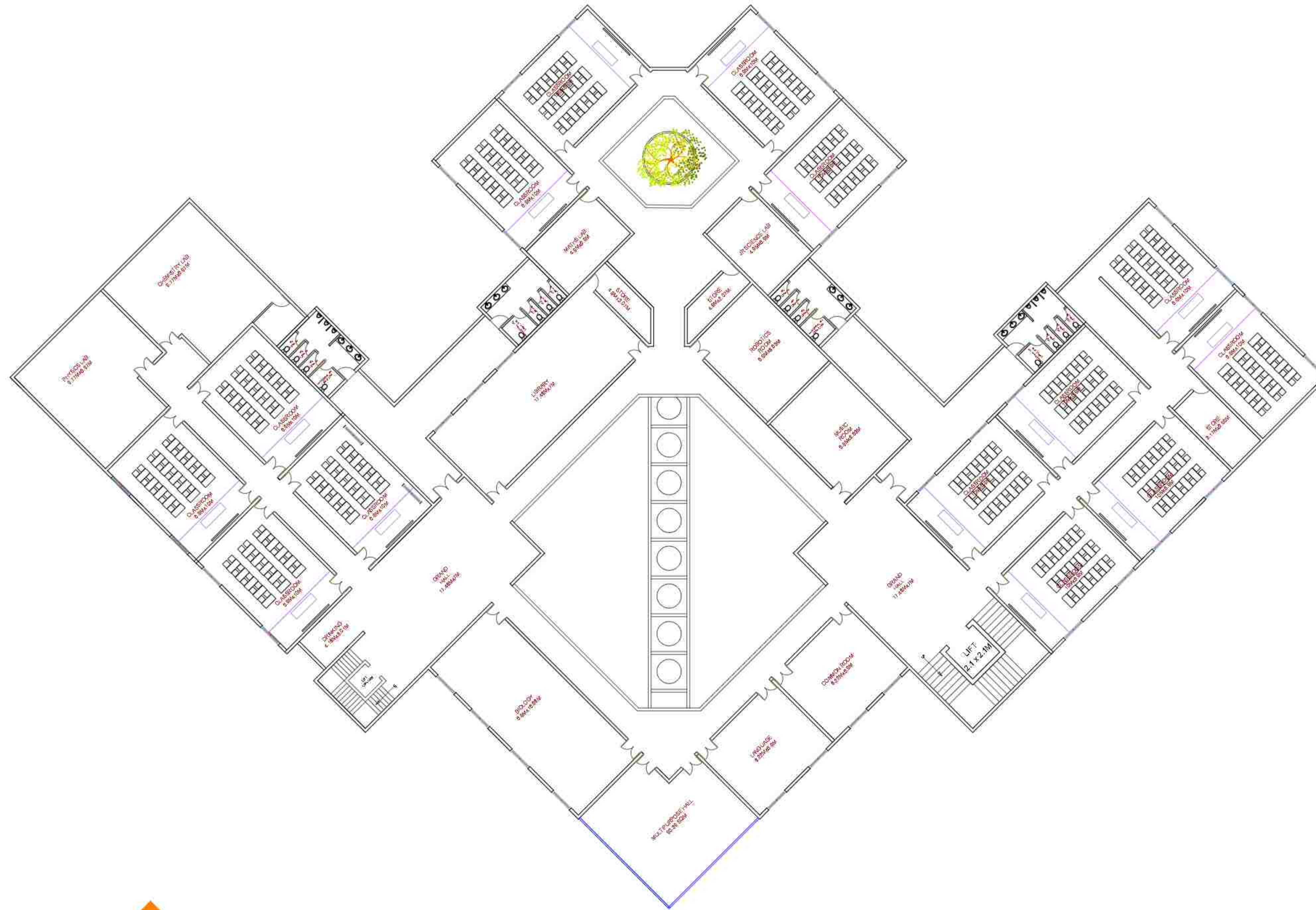
A
01 GROUND FLOOR PLAN
SCALE - 1:200



A
01 ELEVATION
SCALE - 1:200

ARCHITECTURAL DESIGN

SOUTH VALLEY SCHOOL

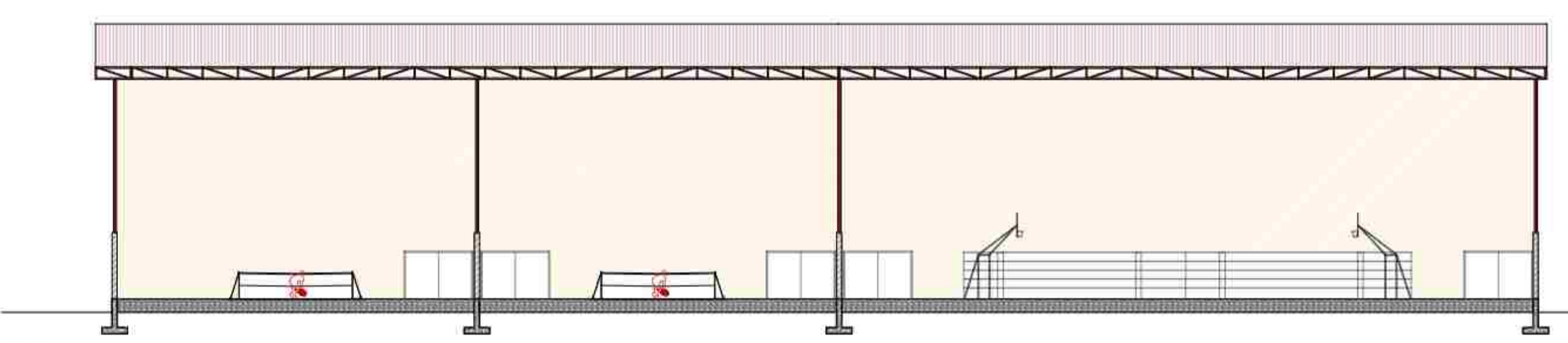
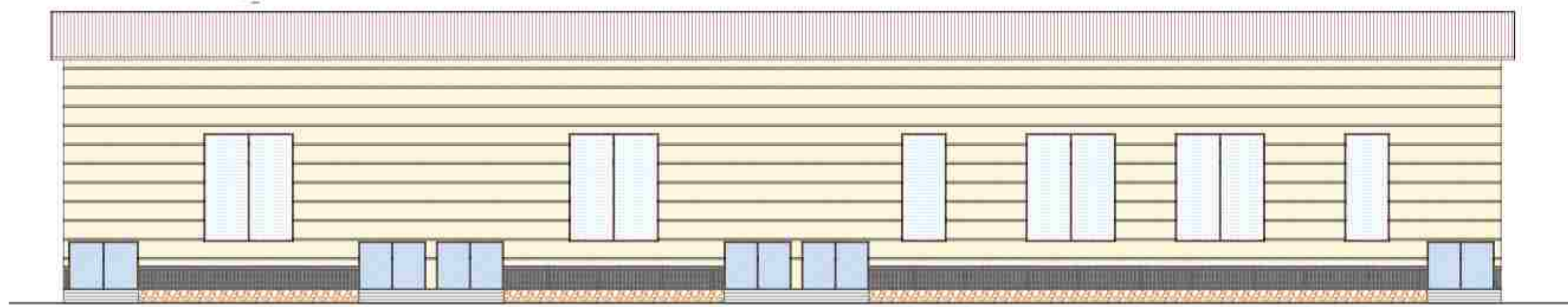
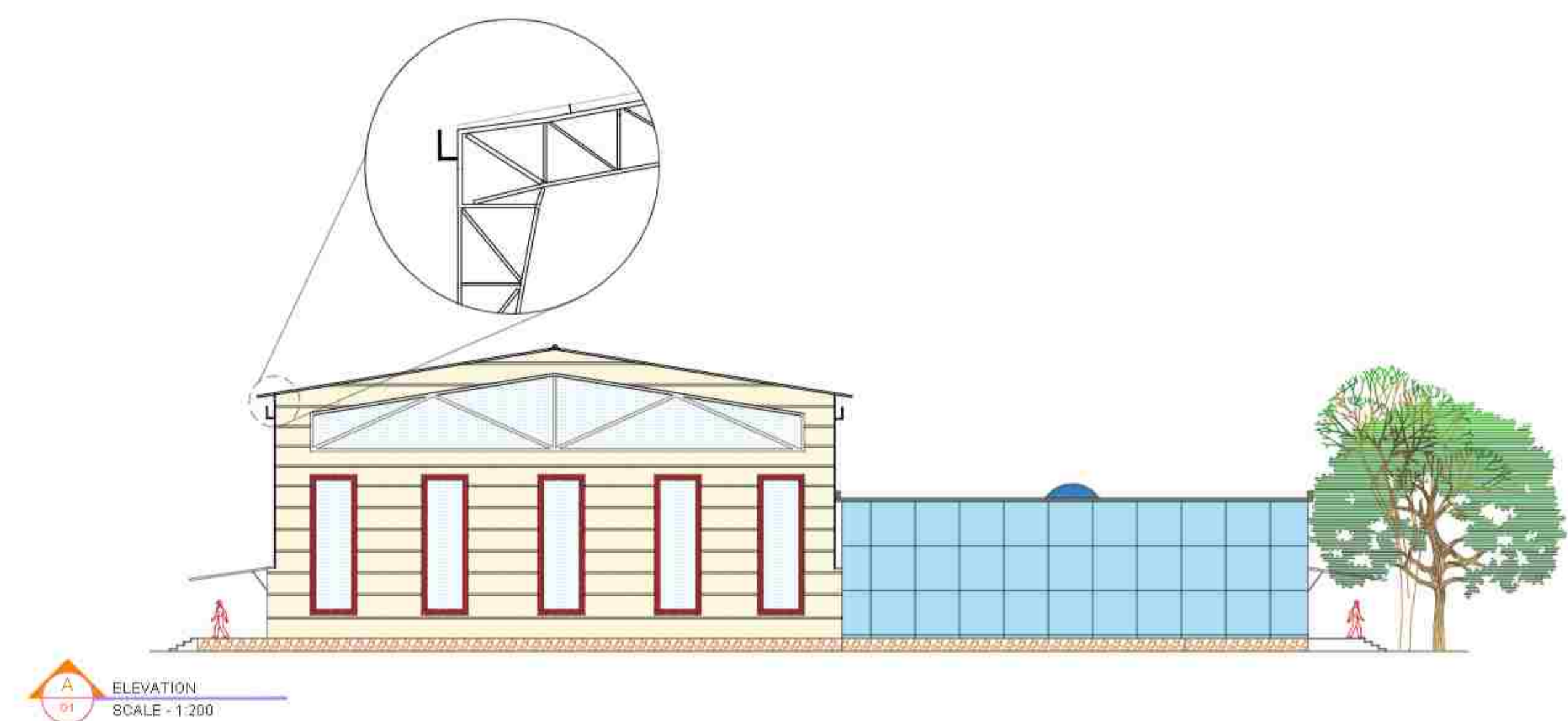
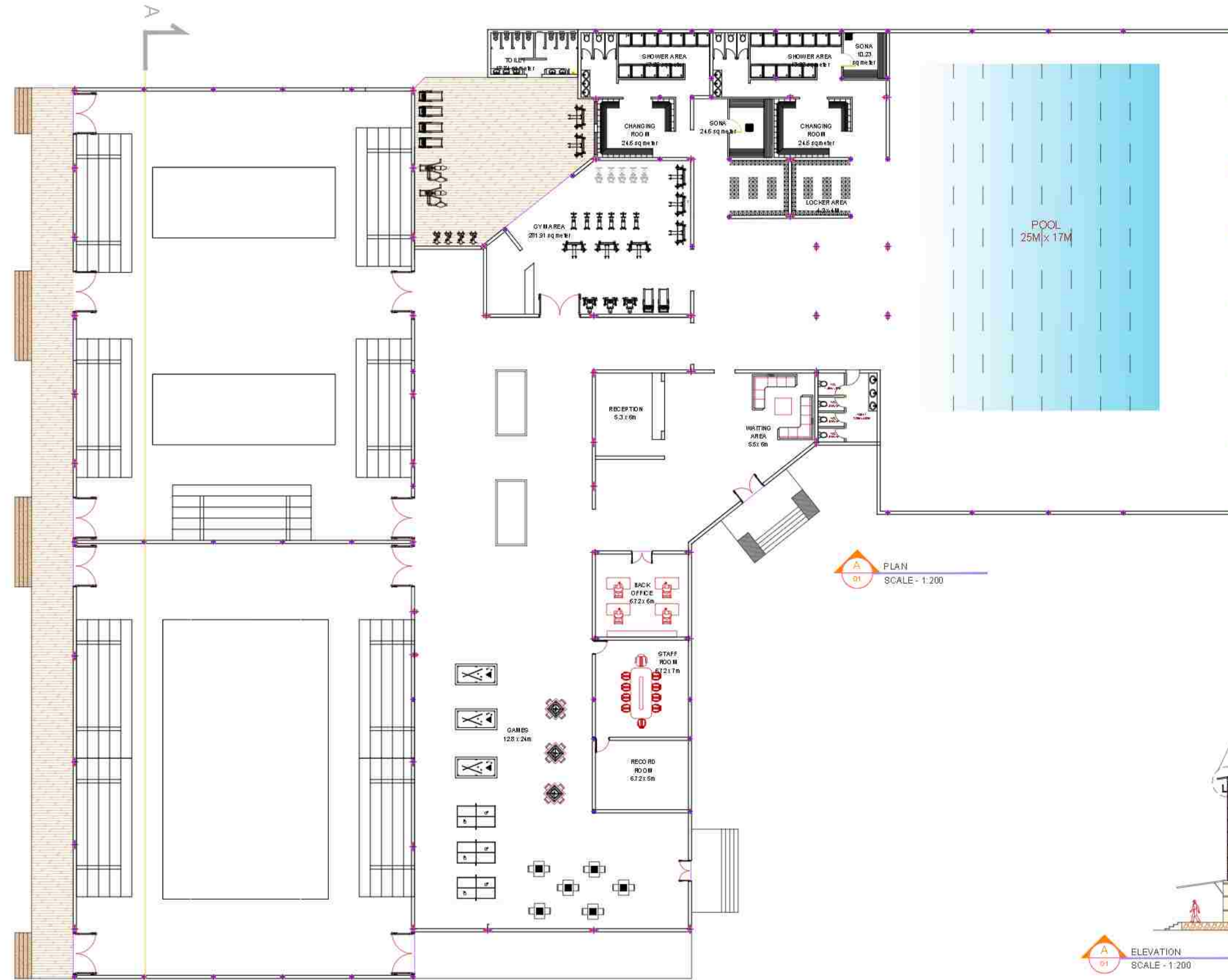


A
01 FIRST FLOOR PLAN
SCALE - 1:200

ARCHITECTURAL DESIGN



SOUTH VALLEY SCHOOL

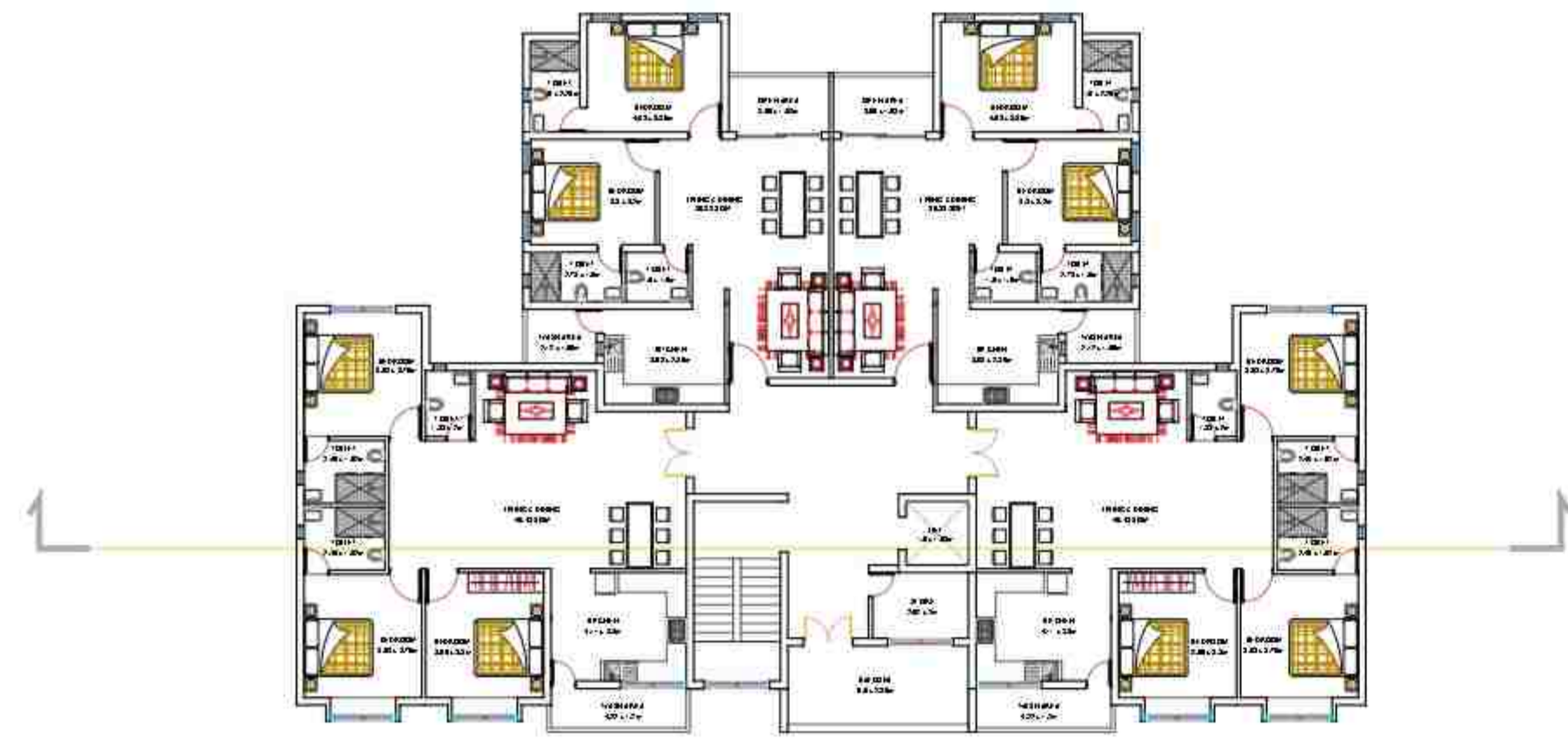


ARCHITECTURAL DESIGN

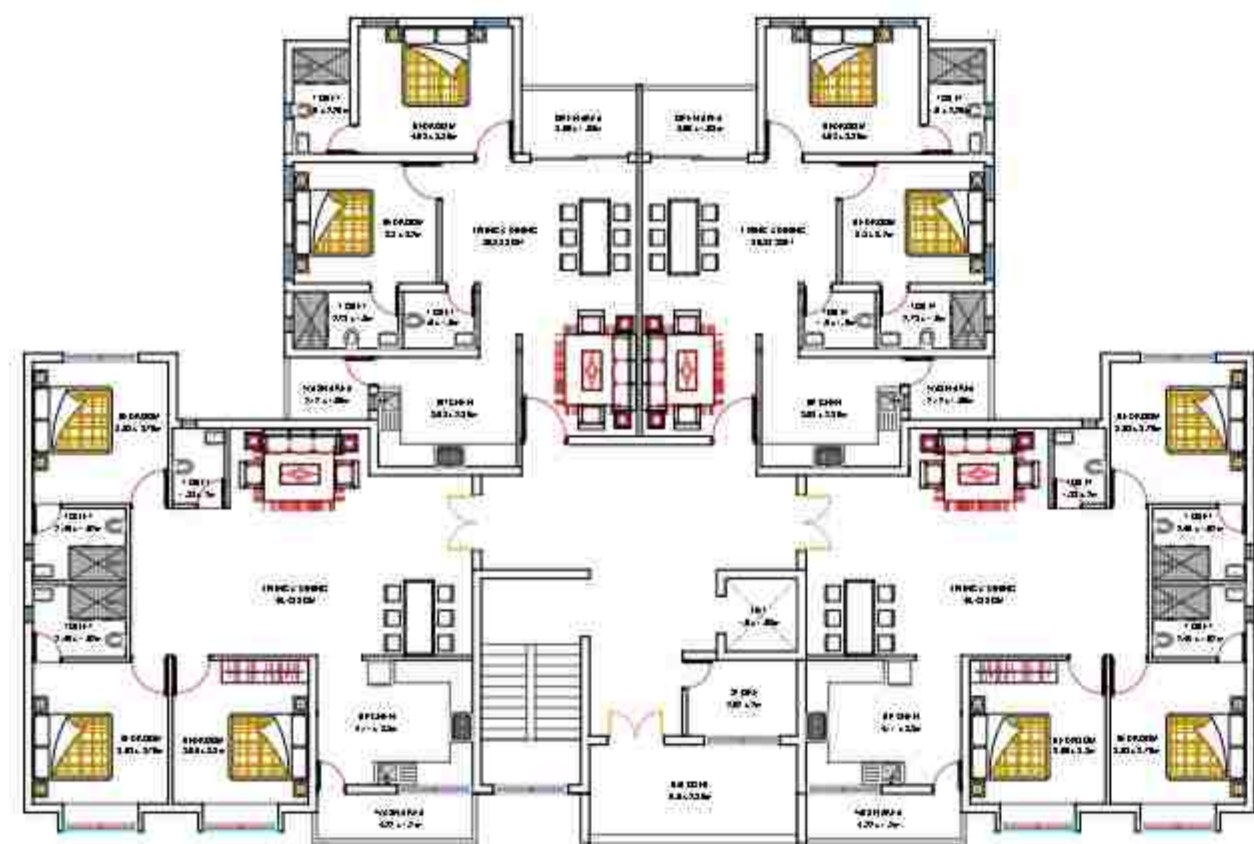


SOUTH VALLEY SCHOOL

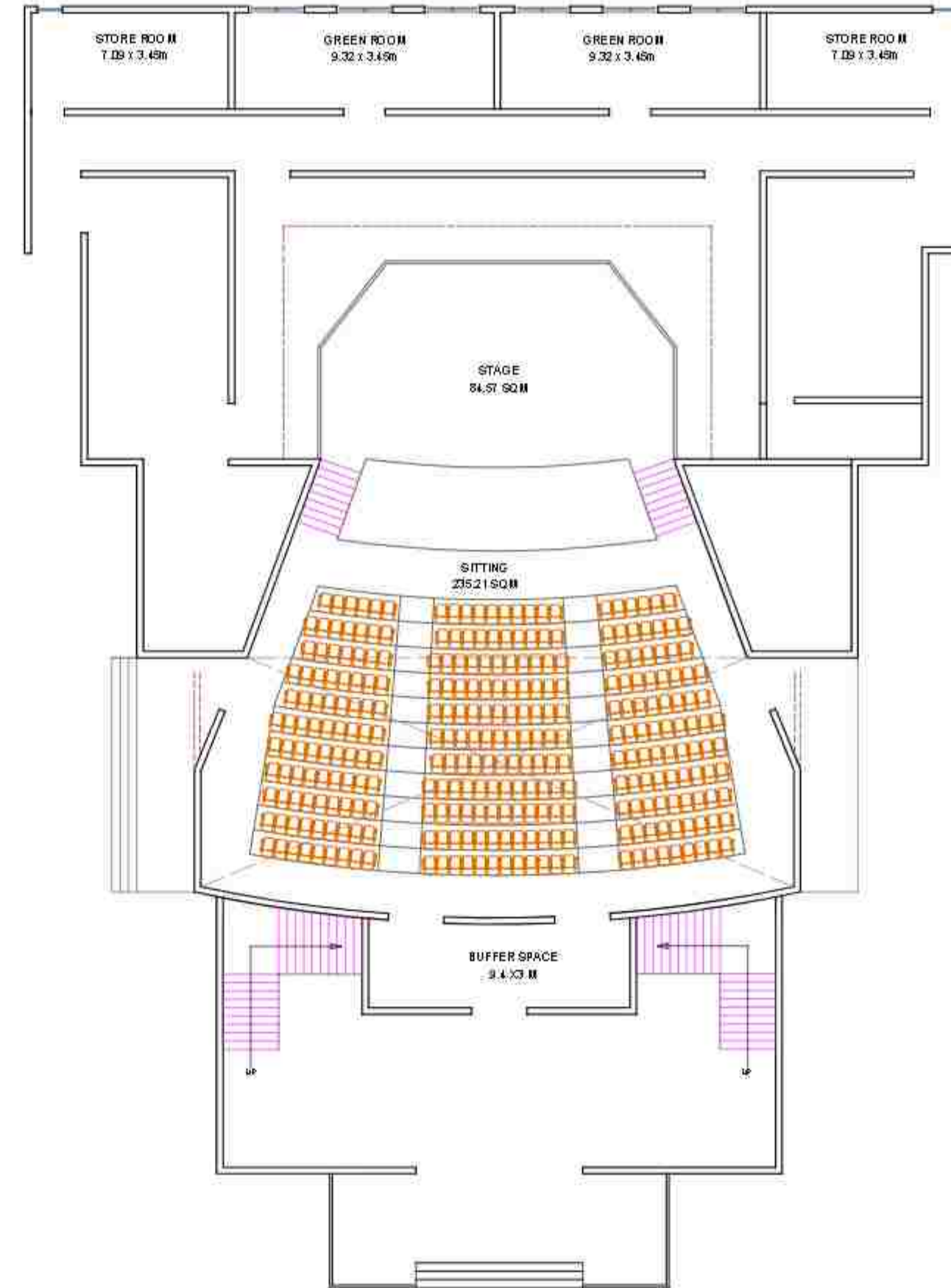
ARCHITECTURAL DESIGN



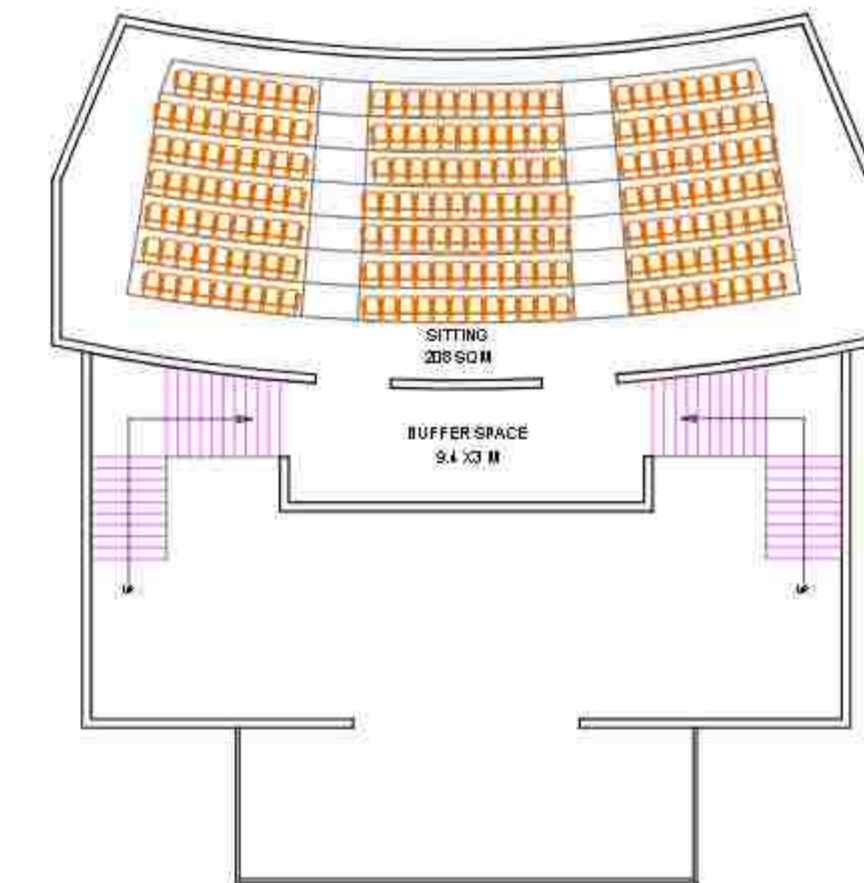
A
01 GROUND FLOOR PLAN
SCALE - 1:100



A
01 FIRST & SECOND, THIRD, FLOOR PLAN
SCALE - 1:100



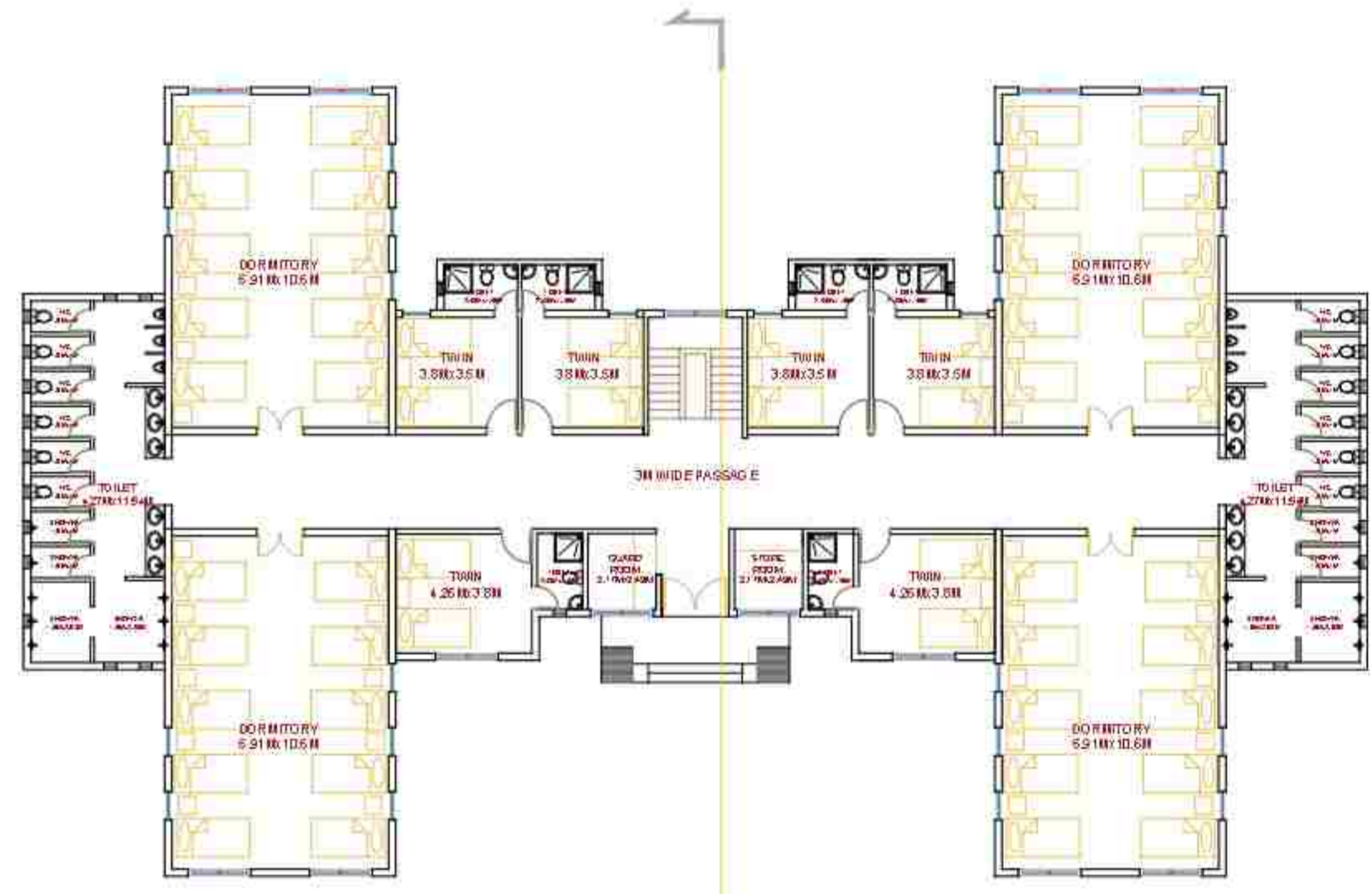
A
01 GROUND FLOOR PLAN
SCALE - 1:200



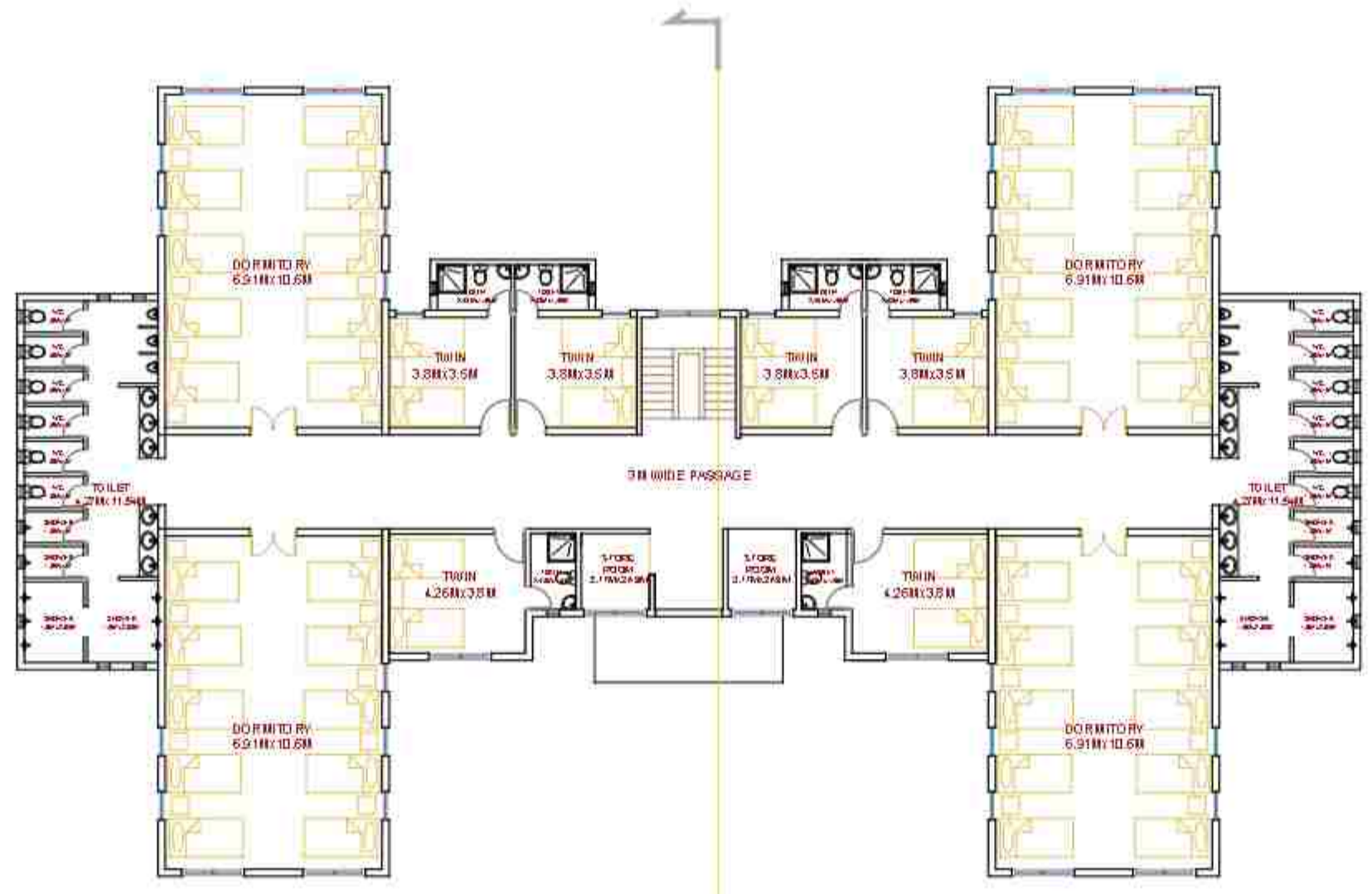
A
01 BALCONY
SCALE - 1:200

SOUTH VALLEY SCHOOL

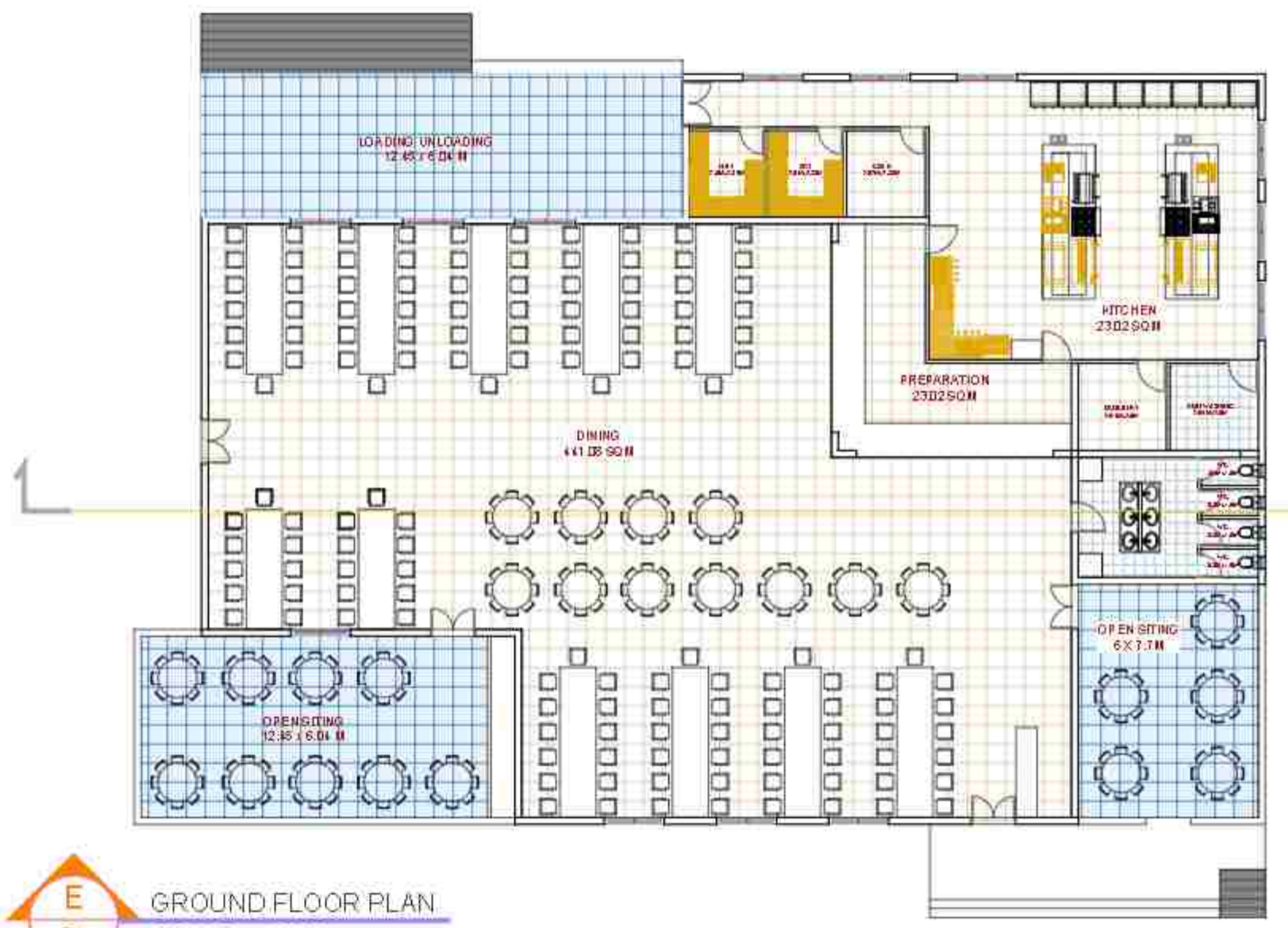
ARCHITECTURAL DESIGN



E 01 GROUND FLOOR PLAN
SCALE - 1:200



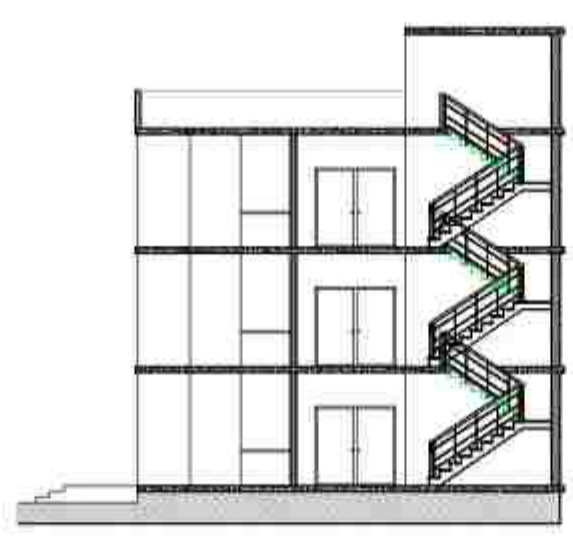
E 02 FIRST & SECOND FLOOR PLAN
SCALE - 1:200



E 01 GROUND FLOOR PLAN
SCALE - 1:200



A 02 ELEVATION
SCALE - 1:200



A 02 SECTION AA
SCALE - 1:200



A 02 SECTION BB
SCALE - 1:200

